



PASSION. PRECISION. PERFORMANCE.  
2019



## **ANOTHER MAGICAL YEAR AT MANITOU – NOW A PROUD MEMBER OF THE BRP FAMILY.**

Hello from Manitou, home of legendary performance and industry-leading quality pontoon boats. All of us are excited to showcase our 2019 line to you in this brochure, and trust that after reviewing it you'll agree we offer the best pontoon boats you'll find anywhere on the water.

This year also has been extraordinary in that we forged a new relationship with BRP. For you, this means you can continue to expect Manitou's world-class performance and quality – on steroids. BRP's backing allows us to design and engineer pontoons better and faster than ever before, bringing more innovation more quickly to our product line – and to you.

All of which translates into more choices than ever to decide exactly which Manitou is right for you and the ones you love. Make 2019 your Manitou moment.

Enjoy,  
Team Manitou

2019 MANITOU PONTOONS

# THE PINNACLE OF PONTOON PERFORMANCE AND QUALITY.

You see at Manitou, our quest is to provide absolutely breathtaking boating experiences. It's not easy scaling the mountain of pontoon perfection, but boy, the climb sure is worth it when you see the view from the top.

From concept to drawing board to assembly line, our pontoons are engineered and crafted like none other. Which results in peak performance and unmatched quality.

Manitou. Top of the line.





TWICE AS NICE.

# DUAL ENGINE PERFORMANCE.

If you seek a smoother ride, more stability on rough water, and easier maneuvering at slow speeds and docking, our dual engines are exactly what you need.

But enough about slowing down. Our dual engines also provide faster acceleration, less speed loss in the turns, and even more responsive turning at all speeds.

Available on Legacy LT, X-Plode XT, Legacy, X-Plode or Encore.





## FEEL THE JOY OF JOYSTICK MANEUVERING.

### **SINGLE-HANDED COMPUTER-ASSISTED CONTROL.**

Need to navigate tight channels and marinas? Our computer-assisted joystick allows dual engine pontoons to move laterally, which is ideal when you're pulling away from a crowded fuel dock, needing to make a 360-degree rotation, or holding your heading or position.

In addition, at low speeds, simply maneuvering the joystick controls both throttle and steering, making it more possible for a less-experienced first-mate to drive while you deploy the anchor or attach the line to a mooring buoy.\*

\* Brand-specific options available. See your Manitou dealer for details.


# IMPECCABLY CRAFTED. NOT JUST CONSTRUCTED.

## SIMPLY THE BEST IN PONTOON BOAT CONSTRUCTION AND CRAFTSMANSHIP.

We started Manitou over 30 years ago. And during that time, one thing has never changed – our passion for the water and pontoon boats.

Our focus is simple: we want to make every day on the water a great one. That's why we've never been content with "standard" pontoon boats. Over the years, we've elevated handling with our patented V-Toon® technology, created more intelligent floorplans, added fresh finishes and colors, and three years ago, introduced fiberglass into our Legacy and X-Plode lines. Adding fiberglass, without significantly increasing weight, has further blurred the line between our pontoons boats and runabouts.

The bottom line is that while we build great pontoon boats, our real goal is to simply build the best boat for you and your family. No matter which Manitou that may be, we're confident that when you're in a boat with our name on it, you'll never feel like you've made any sort of compromise.



Machined from a solid block of aluminum billet, the motor mounts accommodate larger engines, ensuring longevity and integrity.

On average, we use more crossmembers than anyone else. Rather than 17-inch intervals, we often place our crossmembers just 7 inches apart. Especially in areas that need extra strength, like where the most force from the engine and water are felt.




## MODEL YEAR 2019 MANITOU WARRANTY COVERAGE




LIMITED LIFETIME WARRANTY  
ON DECKING, STRUCTURE  
AND PONTOONS.  
5-YEAR BOW-TO-STERN ON ALL  
OTHER COMPONENTS.

- Limited Lifetime Decking Warranty (transferable)
- Limited Lifetime Warranty on Structural Components (pontoons, motor mounts, boat understructure, fence assemblies, bimini top frames)
- 5-year warranty on furniture vinyl, bimini top fabric, carpet and mooring covers
- Please reference the "Manitou Warranty Procedure Policy" and "Manitou Limited Warranty" for complete details on warranty coverage.



Hat-shaped, extruded aluminum crossmembers make up the structure of the strongest frame in the industry. Manitou offers the only frame that can withstand forces associated with the speed and razor-sharp turning of V-Toon technology.



Manitou Pontoon Boats deliver the best welds in the industry.

## HULL DETAILS

	TWIN TUBE	VP	SHP 373	SHP 575
Tube Diameter	25", 23"	23" x 27" x 23"	23" x 27" x 23"	25" x 27" x 25"
Tube Material Thickness	.090"	23": .090" all but rear section, .100" rear 27": .100" all but rear section, .190" rear	23": .090" all but rear section, .100" rear 27": .100" all but rear section, .190" rear	25": .090" all but rear section, .100" rear 27": .100" all but rear section, .190" rear  Dual Engine 25": .100" all but rear section, .190" rear 27": .100" all but rear section, .125" rear
Lifting Strakes	N/A	Positive Angle, Center Tube Only	Positive Angle, All Three Tubes	Positive Angle, All Three Tubes
Nosecones	Standard	One Crimp Nosecones with Welded Side Keels	Barracuda	Barracuda
Nose Cone Material Thickness	Top .090" Bottom .100"	Top: .090" on 23"; .090" on 27" Bottom: .100" on 23"; .125 on 27"	Top: .090" on 23"; .090" on 27" Bottom: .100" on 23"; .125 on 27"	Top: .100" on 25"; .100" on 27" Bottom: .125" on 25"; .125 on 27"
Transom	Hydrodynamically Shaped	Sealed Performance, Integrated	Sealed Performance, Integrated	Sealed Performance, Integrated
Steering	Xtreme	SeaStar® Hydraulic	SeaStar® Power Assist	SeaStar® Power Assist
Front Deck	Curved	Curved	Performance V	Performance V
Deck	Rear Underskinning with Forward Splash Guards	Underskinning	Underskinning	Underskinning
Transom	20"	25" standard / 20" optional	25" standard / 20" optional	25"
Maximum Hp	130	150	300	400 (800 with Dual Engine)
Fuel Capacity	24 gal	43 gal	43 gal	43 gal (90 gal with Dual Engine)
Availability	<ul style="list-style-type: none"> <li>✓ Encore / Encore Pro Angler</li> <li>✓ Oasis / Oasis Angler</li> <li>✓ Aurora LE / Aurora Angler LE</li> <li>✓ Aurora</li> </ul>	<ul style="list-style-type: none"> <li>✓ SES</li> <li>✓ Encore / Encore Pro Angler</li> <li>✓ Oasis / Oasis Angler</li> <li>✓ Aurora LE / Aurora Angler LE</li> </ul>	<ul style="list-style-type: none"> <li>✓ SES</li> <li>✓ Encore / Encore Pro Angler</li> <li>✓ Oasis / Oasis Angler</li> <li>✓ Aurora LE / Aurora Angler LE</li> </ul>	<ul style="list-style-type: none"> <li>✓ Legacy LT</li> <li>✓ X-Plode XT</li> <li>✓ Legacy</li> <li>✓ X-Plode</li> <li>✓ SES</li> <li>✓ Encore / Encore Pro Angler</li> <li>✓ Oasis / Oasis Angler *</li> </ul>

Check out our performance videos to see the fun in action. <https://www.youtube.com/manitouboats>


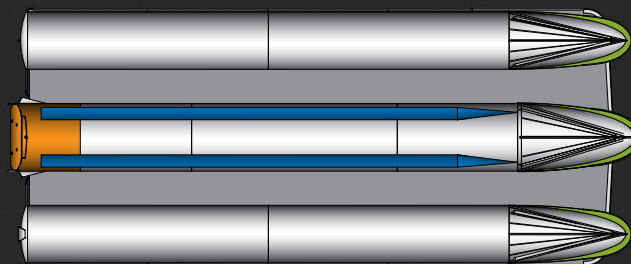
\* Not available on 21 Oasis or 20 Oasis Angler

## HULL FEATURES



Manitou delivers a three-tube experience that outperforms all others. The patented technology adds a larger center tube, mounted lower, to create a 5.25" differential. This, plus our lifting strakes, allow for unprecedented maneuvers—no more flat cornering or banking to the outside. Expect better hole shots, improved acceleration, higher speeds, and better stability. Not to mention the pure enjoyment of having up to 400 HP (800 with Dual Engines) at the ready.

- Welded Side Keels
- Fully Sealed Transom
- Deep Pressed Crimps
- Fully Integrated Splash Guards
- Positive Angled Lifting Strakes

### VP



### SHP





## **PATENTED PONTOON PERFORMANCE. FROM THE BOTTOM UP.**

At Manitou, we reinvented pontoon boat performance – not just by adding any old third tube to the deck, but by adding our patented V-Toon®. Sized right and perfectly deck-positioned, our V-Toon means you get handling like the feel of a standard v-hull. A feel like no other pontoon boat on the water.

### **PATENTED V-TOON TECHNOLOGY. FOR THE BEST POSSIBLE RIDE.**

We optimized our V-Toon's 23-27-23 and 25-27-25 sizes and tube configurations, positioning the center tube lower than the outside ones – resulting in a 5.25-inch differential between the bottom of the center tube and the bottoms of the outside tubes. And then we patented it.

### **CUTTING-EDGE CENTER TUBE AND LIFTING STRAKE DESIGN.**

Like reverse angle chines on a monohull, negative angle lifting strakes can increase lift – but have negative impacts on ride quality by increasing slamming loads. Conversely, positive angle lifting strakes provide the needed planing surface, deliver a smooth ride and enhance the nimble reflexes of a V-Toon.

## **BUT ENOUGH ABOUT OUR PATENTED V-TOON TUBES. IT'S ABOUT YOUR RIDE.**

The bottom line is that our pontoons have better stability, handling and performance at higher top-end speeds than other pontoons out there. So, as soon as you carve through your first turn, you'll leave your preconceptions behind and others in your wake.

## **STEER CLEAR OF ORDINARY PONTOON BOATS.**

At Manitou, we understand that high performance is only as good as the power you need to steer it. Which is why we offer three steering systems for exactly the control you seek.



### **XTREME STEERING SYSTEM**

With its high-performance cable that reduces friction between liner and cable, the Xtreme® Steering System dramatically reduces the effort needed to turn the steering wheel on higher-horsepower boats with larger hulls. And if you choose one of our Twin Tubes, it's standard.



### **SEASTAR HYDRAULIC STEERING**

The SeaStar® Hydraulic Steering System is a high-performance steering system built for high-performance boats – so it's standard on all our VP models.\*



### **SEASTAR POWER ASSIST STEERING**

Because you're used to the feel of a car's steering wheel – fingertip control with easy, smooth and steady precision – we developed SeaStar Power Assist Steering. Equipped with Kevlar hoses and a 2.4 Ratio Helm Pump, this feedback system delivers uncompromised control, exceptional performance, and unmatched levels of comfort and safety. Standard on all SHP models.\*

\* Some engine brands use their own steering system. Speak with your Manitou dealer for details.

# BE THE JONESES.

You know those guys? The ones with the perfect family, the great job, the awesome pontoon boat? Well, somebody's got to set the standard. Why not you, with a Manitou?

Moments on the water in a Manitou are priceless, and our owners tell us that our pontoons are worth every penny. Isn't it worth investing in your free time, your me time, your just-want-to-be time?

Manitou. Because you've got nobody to keep up with but yourself.





X-PLODE

# MANITOU CRAFTSMANSHIP IN ENVINRUDE® PERFORMANCE

Manitou knows that often the best ideas come about through collaboration. That's why when our friends at BRP proposed a partnership between our beautifully crafted pontoons and their incredible outboards, we just had to say "of course."

You see, the Evinrude E-Tec® G2® is mean, with white-knuckle power and up to 30% more torque\*, exactly when and where you need it. Feel it push you back into your seat while you pull skiers or tubers with a boat full of spotters – no problem.

It's also green. Because we can proudly say that it's the planet's cleanest outboard. Period. And not only is it clean, it runs lean – with 15% better fuel efficiency\*\*, so no other outboard takes you farther on a tank of fuel.

And the E-Tec G's intelligent piloting features one-finger steering and smooth, consistent shifting – so it practically drives itself. You've got five years or 500 hours until your first scheduled maintenance, and a whole lot of pontooning to do between now and then.



# EVERY SQUARE INCH. IN EVERY CUBIC INCH.



**EVINRUDE**



\* Torque claim based on BRP-conducted dynamometer testing of Evinrude E-TEC G2 150 H.O., Yamaha 150 SHO<sup>®</sup> and Mercury 150 FourStroke. Actual torque dependent on engine model.

\*\* Fuel economy claim based on BRP-conducted ICOMIA testing of Evinrude E-TEC G2 250 H.O., Yamaha 250 SHO and Mercury OptiMax<sup>®</sup>250HP in a test tank to determine ICOMIA average cycle. Actual fuel economy dependent on engine model.

WWW.MANITOU PONTONBOATS.COM



2019 MANITOU PREMIUM PONTOONS

FIBERGLASS.

WHEN A PONTOON BOAT AND  
RUNABOUT FALL IN LOVE.

Yes, it's a mash-up – in a good way. Our fiberglass premium pontoons blur the lines between pontoon boats and runabouts, delivering luxurious good looks plus Manitou-proven performance.

Manitou premium pontoons. Have your cake and eat it, too.

**25 LEGACY LT SRS SHP DUAL ENGINE**

Fiberglass color: Silver Front Walls/Star Blue Rear Pods and Arch; Graphic: Blue; Powder Coat: Antique Silver;  
Furniture: Beige/Carmel; Flooring: Teak Straight Nutmeg;





MODEL	BOAT CLASS	HULL OFFERINGS <sup>1</sup>	FLOORPLANS AVAILABLE <sup>2</sup>	LENGTHS AVAILABLE	PACKAGES AVAILABLE	OVERVIEW PAGES	COLOR OPTIONS
Legacy LT	Luxury \$ \$ \$ \$ \$ \$	SHP 575, Dual Engine	RFX, RFXW, SRS, SRW	23', 25', 27'	Blackout	18-21	72
X-Plode XT	Sport Luxury \$ \$ \$ \$ \$ \$	SHP 575, Dual Engine	RFX, RFXW, SRS, SRW	23', 25', 27'	Blackout	22-25	73

<sup>1</sup> Get the Hull story or learn about steering on pages 10-11.

<sup>2</sup> See the floorplan charts on page 83 for more details.

# LEGACY LT

YACHTING, PONTOON-STYLE.

Okay, so you're no billionaire, with a mansion – but a yacht – well, that might just happen with a Legacy LT. You see, it's our most well-appointed pontoon, and might just be the luxury fix you're looking for.

Fiberglass from the deck up, it affords LED exterior lighting and smart-screen displays. Plus a reclining high back with bolster helm chair, top-of-the-line stereo system and a captain's stand fit for a king, just to name a few.

Legacy LT. Indulge yourself.



## 25 LEGACY LT SRS 5HP DUAL ENGINE

Fiberglass color: Silver Front Walls/Star Blue Rear Pods and Arch; Graphic: Blue;  
Powder Coat: Antique Silver; Furniture: Beige/Carmel; Flooring: Teak Straight Nutmeg;



## DECADENCE. DECKED OUT.

If you seek the most luxurious pontoon we offer, and want the look of a runabout in fiberglass from the deck up, you've found it in our Legacy LT. Its super-sexy LED exterior lighting and smart touch screen are just a few reasons that it will turn heads.

Legacy LT. Consider the bar raised.

SRS CONVERTIBLE LOUNGE

JL RADIO, 6 LED CHROME  
SPEAKERS, 800 WATT AMP

HELM CHAIR, RECLINING HIGH  
BACK W/ BOLSTER

SIMRAD EVO 3 SMARTSCREEN AND  
GARMIN 742XS W/ MIDI CONTROL

### 25 LEGACY LT SRS SHP DUAL ENGINE

Fiberglass color: Silver Front Walls/Star Blue Rear Pods and Arch; Graphic: Blue; Powder Coat: Antique Silver;  
Furniture: Beige/Carmel; Flooring: Teak Straight Nutmeg;



### 25 LEGACY LT SRS SHP DUAL ENGINE

Fiberglass color: White Platinum; Graphic: Blackout; Powder Coat: Black;  
Furniture: Black/White; Flooring: Solstice Granite;



## LEGACY LT STANDARD FEATURES

### STANDARD COMFORT & CONVENIENCE:

Bimini Anchor Light, LED  
Cooler, Soft Side (1)  
Cupholders, Built-In (Qty Varies)  
Cupholders, Portable (2)  
Dock Guard Hanger (4)  
Flooring, Vinyl  
Furniture, Dolce Marine Vinyl  
Furniture, Extended Starboard Chaise  
Furniture, Hands-Free Seat Hinges  
Gas Tank: 43 Gallon V-Toon, 90 Gallon Dual Engine  
Ladder, Rear Entry, Wide 4 Step  
Lighting, Blue LED, Cupholders  
Lighting, Blue LED, Exterior  
Lighting, Blue LED, Interior  
Lighting, Blue LED, Pedestal  
Lighting, LED, Docking w/Accent Lighting  
Lighting, LED, Navigation  
Master ON/OFF Battery Switch  
Mooring Cover, Black  
Privacy Station (Porta Potti NA)  
Ski Tow Bar  
Table, Dinette (2 on SRS, 1 on RFX)  
Tower, Hybrid w/Lights

### STANDARD HELM HIGHLIGHTS:

12 Volt Outlet, Aux In & USB Port  
Digital Vessel Control  
Display, Simrad Evo 3 Smart Screen  
Display, Garmin 742xs w/MDI Functionality  
Helm, Raised Fiberglass  
Helm Chair, High Back Recliner w/Flip Up Bolster  
Helm Chair, Slider  
Helm Storage Box  
Horn  
Sound System, JL BlueTooth Stereo, 6 JL Chrome LED  
Speakers, 8 Chan 800 Watt Amp, 10" Sub  
Steering Wheel, Gussi Garda  
Steering, Power Assist  
Windscreen

### STANDARD CONSTRUCTION & QUALITY:

Corner Castings, Stainless Steel  
Crossmembers, Extruded Aluminum  
Deck, Limited Lifetime Warranty  
Fasteners, Stainless Steel  
Furniture, Fiberglass Base  
Hull, SHP  
Lift Gate, Front  
Mooring Cleats, Stainless Steel, 4  
Mooring Eyes  
Motor Mount, Integrated Billet Aluminum  
NMMA Certified using ABYC Standards  
Nose Cones, Anti-Spray Integrated Splash Fins  
Pontoon Tube Riser, Full-length  
Riser Brackets, "M" Style  
Rub Rail, Powder Coated w/Stainless Steel Dock Guard  
Transducer Bracket  
Transom Plate, Billet Aluminum (DE Only)  
Walls, Painted Fiberglass

# X-PLODE XT

PONTOON. MAKE IT A VERB.

Sports pontoon? Check. In fiberglass? Check. The X-Plode XT has both, with impressive styling to boot. Its bold power and distinctive colors are bound to empower you on the water and turn heads at the dock.

Think of it as a pontoon boat muscle car – the one that you always wanted. Why not?

X-Plode XT. So very X-traordinary.



## 25 X-PLODE XT SRW SHP

Fiberglass color: White Platinum Front Walls/Orange Rear Pods and Arch; Graphic: Orange;  
Powder Coat: Black; Furniture: White/Orange; Flooring: Luna Silver;



## HIGH-END SPORTS PONTOON POWER IN FIBERGLASS FUN.

When you need a sports pontoon's power and responsiveness, and want one in fiberglass for runabout good looks, choose an X-Plode XT.

Its cutting-edge technology touch screen lets you manage all of your electronics with one swipe. So you can operate much of your boat lighting, sound and tower all from your key fob.

X-Plode XT. The X-treme sports pontoon.



SRS CONVERTIBLE LOUNGE

JL RADIO, 6 LED CHROME SPEAKERS, 800 WATT AMP

HELM CHAIR, RECLINING HIGH BACK W/ BOLSTER

SIMRAD EVO 3 SMARTSCREEN AND GARMIN 742XS W/ MIDI CONTROL

### 25 X-PLODE XT SRW SHP

Fiberglass color: White Platinum Front Walls/Orange Rear Pods and Arch; Graphic: Orange; Powder Coat: Black; Furniture: White/Orange; Flooring: Luna Silver;





### 25 X-PLode XT SRW SHP

Fiberglass color: White Platinum Front Walls/Orange Rear Pods and Arch; Graphic: Orange; Powder Coat: Black; Furniture: White/Orange; Flooring: Luna Silver;



## X-PLode XT STANDARD FEATURES

### STANDARD COMFORT & CONVENIENCE:

- Bimini Anchor Light, LED
- Cooler, Soft Side (1)
- Cupholders, Built-In (Qty Varies)
- Cupholders, Portable (2)
- Dock Guard Hanger (4)
- Flooring, Vinyl
- Furniture, Dolce Marine Vinyl
- Furniture, Extended Starboard Chaise
- Furniture, Hands-Free Seat Hinges
- Gas Tank: 43 Gallon V-Toon, 90 Gallon Dual Engine
- Ladder, Rear Entry, Wide 4 Step
- Lighting, Blue LED, Cupholders
- Lighting, Blue LED, Exterior
- Lighting, Blue LED, Interior
- Lighting, Blue LED, Pedestal
- Lighting, LED, Docking w/Accent Lighting
- Lighting, LED, Navigation
- Master ON/OFF Battery Switch
- Mooring Cover, Black
- Privacy Station (Porta Potti NA)
- Ski Tow Bar
- Table, Dinette (2 on SRS, 1 on RFX)
- Tower, Hybrid w/Lights

### STANDARD HELM HIGHLIGHTS:

- 12 Volt Outlet, Aux In & USB Port
- Digital Vessel Control
- Display, Simrad Evo 3 Smart Screen
- Display, Garmin 742xs w/MDI Functionality
- Helm, Raised Fiberglass
- Helm Chair, High Back Recliner w/Flip Up Bolster
- Helm Chair, Slider
- Helm Storage Box
- Horn
- Sound System, JL BlueTooth Stereo, 6 JL Chrome LED Speakers, 8 Chan 800 Watt Amp, 10" Sub
- Steering Wheel, Gussi Garda
- Steering, Power Assist
- Windscreen

### STANDARD CONSTRUCTION & QUALITY:

- Corner Castings, Stainless Steel
- Crossmembers, Extruded Aluminum
- Deck, Limited Lifetime Warranty
- Fasteners, Stainless Steel
- Furniture, Fiberglass Base
- Hull, SHP
- Lift Gate, Front
- Mooring Cleats, Stainless Steel, 4
- Mooring Eyes
- Motor Mount, Integrated Billet Aluminum
- NMMA Certified using ABYC Standards
- Nose Cones, Anti-Spray Integrated Splash Fins
- Pontoon Tube Riser, Full-length
- Riser Brackets, "M" Style
- Rub Rail, Powder Coated w/Stainless Steel Dock Guard
- Transducer Bracket
- Transom Plate, Billet Aluminum (DE Only)
- Walls, Painted Fiberglass

2019 MANITOU LEISURE PONTOONS

BECAUSE MOMENTS LIKE  
THESE DON'T JUST HAPPEN  
— THEY'RE MADE. BY  
YOU. AND US.

Not everyone can say “Hey, let’s take out the boat.” And certainly not everyone can say “Hey, let’s take out the Manitou.” But you could. You can. You know how important it is to make time for family and friends, and take advantage of another glorious day on the water.

That’s exactly why we created a menu of leisure models with hundreds of options which come either standard or a la carte, depending on the one you choose.

Manitou. Seize the day.

23 ENCORE SR VP

Wall color: Caribou; Powder Coat: Black; Furniture: Tan/Black; Flooring: Nutmeg Angled Teak



MODEL	BOAT CLASS	HULL OFFERINGS <sup>1</sup>	FLOORPLANS AVAILABLE <sup>2</sup>	LENGTHS AVAILABLE	PACKAGES AVAILABLE	OVERVIEW PAGES	COLOR OPTIONS
Legacy	Luxury \$ \$ \$ \$	SHP 575, Dual Engine	RF, RFW, RFX, RFXW, SRS, SRW	23', 25', 27'	Blackout	28-31	74
X-Plode	Sport Luxury \$ \$ \$ \$ \$	SHP 575, Dual Engine	RF, RFW, RFX, RFXW, SRS, SRW	23', 25', 27'	Blackout	32-35	75
SES	Entertainment \$ \$ \$ \$ \$	VP, SHP 373, SHP 575	Bar, Bench, Entertainer, Flip, Galley	23', 25', 27'	Blackout, Platinum	36-39	76
Encore	Mid-Class Luxury \$ \$ \$	TT, VP, SHP 373, SHP 575, Dual Engine	RF, SE, SR	23' - 25'		40-43	77
Oasis	Recreational Leisure \$ \$	TT, VP, SHP 373, SHP 575	Standard, Bar, RF, SE, SR	20' - 25'	Value	44-47	78
Aurora LE	Value Leisure \$	TT, VP, SHP 373	Standard, Bar, RF	18' - 25'	Value	48-51	79
Aurora	Basic \$	TT	RF	20', 22'		52-53	79

<sup>1</sup> Get the Hull story or learn about steering on pages 10-11.

<sup>2</sup> See the floorplan charts on pages 84-86 for more details.

# LEGACY

A LUXURY STEP ABOVE THE OTHER GUY'S PONTOON BOAT.

Admit it. You like having the boat on the water that everyone notices – the one everyone wants to check out. The one that's not the other guy's (or your brother's) pontoon boat. You want a Legacy.

Tricked out with everything from the big stuff with dual engines, to the small stuff like stainless steel portable cup holders, Legacy provides the luxury that others don't.

Legacy. Leave the others behind.

25 LEGACY RF SHP

28 Wall color: Caribou; Graphic: Blue; Powder Coat: Black; Furniture: Tan/Blue; Flooring: Tan Luna



## MAKE OTHERS ASK: ARE YOU SURE THAT'S A PONTOON BOAT?

Legacy simply redefines their – and your – expectations of a pontoon boat. You can rest assured that it's a Manitou, with its high-quality, classic aluminum construction. But the craftsmanship doesn't end there.

It's the sheer number of standard features that sets Legacy apart. With premium plush upholstery, a reclining high-back helm chair and Simrad Go 7 Smart Screen, its list of-course-they're-included bells and whistles just goes on and on and on.

Legacy. The show-stopping luxury you deserve.



SIMRAD GO 7 SMART SCREEN

RAISED CAPTAIN'S STAND  
W/ STANDARD GLOVE BOX

HELM CHAIR, RECLINING  
HIGH BACK

CUPHOLDERS, STAINLESS STEEL  
W/ BLUE LED LIGHTS

### 25 LEGACY RF SHP

Wall color: Caribou; Graphic: Blue; Powder Coat: Black; Furniture: Tan/Blue; Flooring: Tan Luna



**25 LEGACY RFW SHP DUAL ENGINE**

Wall color: Star Blue Metallic; Graphic: Silver; Powder Coat: Black;  
Furniture: Grey/Black; Flooring: Solstice Granite



**LEGACY STANDARD FEATURES**

**STANDARD COMFORT & CONVENIENCE:**

Bimini Anchor Light, LED  
Bimini Top & Boot w/Powder Coating  
Cooler, Soft Side (1)  
Cupholders, Built-In (Qty Varies)  
Cupholders, Portable (2)  
Flooring, Vinyl  
Furniture, Chaise Seating with Flip Up Arm Rests  
Furniture, Comfort Touch Marine Vinyl  
Furniture, Extended Starboard Chaise  
Furniture, Hands-Free Seat Hinges  
Gas Tank, 43 Gallon V-Toon, 90 Gallon Dual Engine  
Ladder, Rear Entry, Wide 4 Step  
Lighting, Blue LED, Bimini Top  
Lighting, Blue LED, Cupholders  
Lighting, Blue LED, Interior  
Lighting, LED, In-Wall, Docking/Navigation  
Master ON/OFF Battery Switch  
Mooring Cover, Color Matched  
Privacy Station (does not include Porta Potti)  
Ski Tow Bar  
Table, Dinette (2 on SRS & SRW)

**STANDARD HELM HIGHLIGHTS:**

12 Volt Outlet, Aux In & USB Port  
Display, Simrad Go 7 Smart Screen  
Helm, Raised Fiberglass  
Helm Chair, High Back Recliner w/Flip Up Bolster  
Helm Chair, Slider  
Helm Storage Box  
Horn  
Light, Courtesy LED  
Sound System, Deluxe Kicker KMC10 BlueTooth Stereo &  
6 Kicker Speakers (4 Speakers on RF,RFW)  
Steering Wheel, Legacy Gussi Garda  
Steering, Power Assist  
Windscreen

**STANDARD CONSTRUCTION & QUALITY:**

Corner Castings, Stainless Steel  
Crossmembers, Extruded Aluminum  
Deck, Limited Lifetime Warranty  
Fasteners, Stainless Steel  
Furniture, Hybrid Rotomold  
Hull, SHP  
Lift Gates  
Mooring Cleats, Stainless Steel, 4  
Mooring Eyes  
Motor Mount, Integrated Billet Aluminum  
NMMA Certified using ABYC Standards  
Nose Cones, Anti-Spray Integrated Splash Fins  
Pontoon Tube Riser, Full-length  
Riser Brackets, "M" Style  
Rub Rail, Powder Coated w/Stainless Steel Dock Guard  
Transducer Bracket  
Transom Plate, Billet Aluminum (DE Only)  
Wall Spacers, Deck Draining  
Wall Tubing, Heavy Duty, .090" Thick, 1.25" Square  
Wall Tubing, Powder Coated

# X-PLODE

THE PERFECT YIN AND YANG OF A PERFORMANCE SPORTS PONTOON.

Performance plus sporty? In a pontoon boat? No, seriously. Manitou X-Plode delivers both, in a high-end all-aluminum offering that defies the traditional definition of pontooning. It carves ... it banks ... unlike any other pontoon out there.

With optional dual engines, you can even up the ante for performance and sports, whether you're skippering or skiing. Prepare to be impressed – and to impress.

X-Plode. Twice the X-citement.

## 25 X-PLODE RFXW SHP DUAL ENGINE

Fiberglass color: Orange; Wall color: Silver; Graphic: Orange; Powder Coat: Black;  
Furniture: Grey/Orange; Flooring: Angled Grey Teak







## NO MATTER WHAT YOUR WATER SPORT, CONSIDER THIS YOUR PARTICIPATION TROPHY.

Whether it's high-speed cruising, skiing or tubing, the X-Plode delivers in spades. It's proof that a high-end sports pontoon really can – and does – exist. Its all-aluminum frame carves, banks and refuses to act like your ordinary pontoon boat.

You choose how much power you need, with optional dual engines and high-end comfort and amenities ... all in one sports pontoon.

X-Plode. It literally X-Plodes out of the water.



CUPHOLDERS, STAINLESS STEEL W/  
BLUE LED LIGHTS

SIMRAD GO 7 SMART SCREEN

6 BLUE LED KICKER SPEAKERS (4 ON RF)

HELM CHAIR, RECLINING HIGH BACK

### 25 X-PLODE RFXW SHP DUAL ENGINE

Fiberglass color: Orange; Wall color: Silver; Graphic: Orange; Powder Coat: Black;  
Furniture: Grey/Orange; Flooring: Angled Grey Teak



#### 27 X-PLODE RFX SHP

Wall color: Star Blue Metallic; Graphic: Blackout; Powder Coat: Black; Furniture: Grey;



## X-PLODE STANDARD FEATURES

### STANDARD COMFORT & CONVENIENCE:

- Bimini Anchor Light, LED
- Bimini Top & Boot w/Powder Coating
- Cooler, Soft Side (1)
- Cupholders, Built-In (Qty Varies)
- Cupholders, Portable (2)
- Flooring, Vinyl
- Furniture, Comfort Touch Marine Vinyl
- Furniture, Chaise Seating with Flip Up Arm Rests
- Furniture, Extended Starboard Chaise
- Furniture, Hands-Free Seat Hinges
- Gas Tank, 43 Gallon V-Toon, 90 Gallon Dual Engine
- Ladder, Rear Entry, Wide 4 Step
- Lighting, Blue LED, Bimini Top
- Lighting, Blue LED, Cupholders
- Lighting, Blue LED, Interior
- Lighting, LED, In-Wall, Docking/Navigation
- Master ON/OFF Battery Switch
- Mooring Cover, Color Matched
- Privacy Station (does not include Porta Potti)
- Ski Tow Bar
- Table, Dinette (2 on SRS & SRW)

### STANDARD HELM HIGHLIGHTS:

- 12 Volt Outlet, Aux In & USB Port
- Display, Simrad Go 7 Smart Screen
- Helm, Raised Fiberglass
- Helm Chair, High Back Recliner w/Flip Up Bolster
- Helm Chair, Slider
- Helm Storage Box
- Horn
- Light, Courtesy LED
- Sound System, Deluxe Kicker KMC10 BlueTooth Stereo & 6 Kicker Speakers (4 Speakers on RF,RFW)
- Steering Wheel, Gussi Garda
- Steering, Hydraulic Power Assist
- Windscreen

### STANDARD CONSTRUCTION & QUALITY:

- Corner Castings, Stainless Steel
- Crossmembers, Extruded Aluminum
- Deck, Limited Lifetime Warranty
- Fasteners, Stainless Steel
- Furniture, Hybrid Rotomold
- Hull, SHP
- Lift Gates
- Mooring Cleats, Stainless Steel, 4
- Mooring Eyes
- Motor Mount, Integrated Billet Aluminum
- NMMA Certified using ABYC Standards
- Nose Cones, Anti-Spray Integrated Splash Fins
- Pontoon Tube Riser, Full-length
- Riser Brackets, "M" Style
- Rub Rail, Powder Coated w/Stainless Steel Dock Guard
- Transducer Bracket
- Transom Plate, Billet Aluminum (DE Only)
- Wall Spacers, Deck Draining
- Wall Tubing, Heavy Duty, .090" Thick, 1.25" Square
- Wall Tubing, Powder Coated

# SES

## WHEN YOU NEED ROOM FOR THE EXTENDED FAMILY.

When it's time gather your loved ones like a Norman Rockwell Thanksgiving, sometimes you need to set out the extra table and seating. Which is exactly why we created the SES. Our incredibly flexible floor plans allow for entertaining extraordinaire, with exactly the right one for your needs.

Choose from:

- The Entertainer and Galley Floorplans, offering spacious, well-appointed portside galleys, complete with grills and sinks.
- The Bench Floorplan, featuring ultra-comfortable bench seating – so the more the merrier.
- The Bar Floorplan, making it easy to cozy up to good conversation.
- The Flip Floorplan, converting a huge rear lounge into a picnic table in a matter of seconds.





## OPEN CONCEPT FLOOR PLAN – IN A PONTOON BOAT. NOT JUST AS SEEN ON HGTV.

Because you love entertaining, may we present the Manitou SES. With all the amenities you'd ever want for food and beverage service, its flexible floor plan is just what you need to be able to invite the whole gang over. For a whole lot of fun.

Configure the perfect seating arrangement that works for play, with a floorplan that fits your family and friends.

SES. Think of it as your floating great room.



BAR W/ 4 ADJUSTABLE STOOLS AND  
BLUE LED LIGHTS

GALLEY W/ SINK AND REFRIGERATOR

SIMRAD GO 7 SMART SCREEN

HELM CHAIR, RECLINING HIGH BACK  
(Standard w/ Platinum Package)

### 25 SES ENTERTAINER SHP

Wall color: Champagne; Graphic: Blue; Powder Coat: Black; Furniture: Platinum Sport Beige; Flooring: Almond Teak



### 25 SES ENTERTAINER SHP

Wall color: Champagne; Graphic: Blue; Powder Coat: Black; Furniture: Platinum Sport Beige; Flooring: Almond Teak



## SES STANDARD FEATURES

### STANDARD COMFORT & CONVENIENCE:

- Bimini Anchor Light, LED
- Bimini Top & Boot w/Powder Coating
- Cooler, Soft Side (1)
- Cupholders, Built-In (Qty Varies)
- Cupholders, Portable (2)
- Flooring, Vinyl
- Furniture, Comfort Touch Marine Vinyl
- Furniture, Extended Starboard Chaise
- Furniture, Hands-Free Seat Hinges
- Gas Tank, 43 Gallon
- Ladder, Rear Entry, Wide 4 Step
- Lighting, Blue LED, Interior
- Lighting, LED, In-Wall Docking/Navigation
- Master ON/OFF Battery Switch
- Mooring Cover, Color Matched
- Privacy Station (does not include Porta Potti)
- Ski Tow Bar
- Table, Dinette (Flip Only)
- Waste Basket, Built in

### STANDARD HELM HIGHLIGHTS:

- 12 Volt Outlet, Aux In & USB Port
- Display, Simrad Go 7 Smart Screen
- Helm, Raised Fiberglass
- Helm Chair, Mid Back Recliner
- Helm Chair, Slider
- Horn
- Light, Courtesy LED
- Sound System, Dix Kicker KMC10 BlueTooth Stereo & 6 Kicker Speakers
- Steering Wheel, Midnight Brush
- Windscreen

### STANDARD CONSTRUCTION & QUALITY:

- Corner Castings, Powder Coated
- Crossmembers, Extruded Aluminum
- Deck, Limited Lifetime Warranty
- Fasteners, Stainless Steel
- Furniture, Hybrid Rotomold
- Lift Gates
- Mooring Cleats, Stainless Steel, 4
- Mooring Eyes
- Motor Mount, Aluminum w/Splash Shields
- NMMA Certified using ABYC Standards
- Nose Cones, Anti-Spray Integrated Splash Fins
- Pontoon Tube Riser, Full-length
- Riser Brackets, "M" Style
- Rub Rail, Powder Coated
- Transducer Bracket
- Wall Spacers, Deck Draining
- Wall Tubing, Heavy Duty, .090" Thick, 1.25" Square
- Wall Tubing, Powder Coated

# ENCORE

REMEMBER WHEN YOU HAD TO CHOOSE BETWEEN AFFORDABLE  
AND LUXURY? NOT ANYMORE.

You've made trade-offs and sacrifices, for yourself and for the ones you love. Stop. Now. With an Encore.

Encore offers the best of all possible worlds, with mid-level luxury at an exceptionally affordable price.

Encore. Because in this case, mid-range is so far from average.







## BECAUSE MID-LEVEL LUXURY DOESN'T MEAN MIDDLE OF THE ROAD. IT MEANS JUST RIGHT.

Goldilocks got it right – not too swanky, not too spartan ... just right. Encore's unique balance of affordable and luxury means that you get just the right pontoon for you.

When you just can't get enough of mid-level luxury performance, choose an Encore.

It's a far cry from middle of the road – and a big step up from middle class.

Encore. Choose to take another bow.



**OPTIONAL FOLDING ENTERTAINMENT TABLE**  
(Replaces privacy Station)

**SIMRAD GO 7 SMART SCREEN**

**RAISED HELM W/ OPTIONAL STORAGE BOX**

**BUILT-IN CUPHOLDERS**

**HELM CHAIR, RECLINING MID BACK**

### 25 ENCORE RF SHP DUAL ENGINE

Wall color: Silver; Graphic: Burgundy; Powder Coat: Antique Silver; Furniture: Grey/Burgundy; Flooring: Grey Teak



### 23 ENCORE SR VP

Wall color: Caribou; Powder Coat: Black; Furniture: Tan/Black;  
Flooring: Nutmeg Angled Teak



## ENCORE STANDARD FEATURES

### STANDARD COMFORT & CONVENIENCE:

- Bimini Anchor Light, LED
- Bimini Top & Boot w/Powder Coating
- Bow Eye (Twin Tube)
- Cooler, Soft Side (1)
- Cupholders, Built-In (Qty Varies)
- Cupholders, Portable (2)
- Flooring, Vinyl
- Furniture, Comfort Touch Marine Vinyl
- Furniture, Extended Starboard Chaise
- Furniture, Hands-Free Seat Hinges
- Gas Tank, 24 Gal Twin Tube, 43 Gal V-Toon, 90 Gal Dual Engine
- Ladder, Rear Entry, Wide 4 Step
- Lighting, Blue LED, Interior
- Lighting, LED, In-Wall, Docking/Navigation
- Master ON/OFF Battery Switch
- Mooring Cover, Color Matched
- Privacy Station (NA on 23 & 24 SE)
- Ski Tow Bar
- Table, Dinette (2 Std on SE)
- Waste Basket, Built in

### STANDARD HELM HIGHLIGHTS:

- 12 Volt Outlet, Aux In & USB Port
- Depth Gauge
- Display, Simrad Go 7 Smart Screen
- Helm, Raised Fiberglass
- Helm Chair, Mid Back Recliner
- Helm Chair, Slider
- Horn
- Light, Courtesy LED
- Sound System, Dlx Kicker KMC10 BlueTooth Stereo & 4 Kicker Speakers
- Steering Wheel, Midnight Brush
- Steering, Teleflex Xtreme, Twin Tube
- Windscreen

### STANDARD CONSTRUCTION & QUALITY:

- Corner Castings, Powder Coated
- Crossmembers, Extruded Aluminum
- Deck, Limited Lifetime Warranty
- Fasteners, Stainless Steel
- Furniture, Hybrid Rotomold
- Keels, Full-length Extruded Aluminum (Twin Tube)
- Lift Gates
- Mooring Cleats, Stainless Steel, 4
- Mooring Eyes
- Motor Mount, Aluminum w/Splash Shields
- NMMA Certified using ABYC Standards
- Nose Cones, Anti-Spray Integrated Splash Fins
- Pontoon Tube Riser, Full-length
- Pontoon Tubes, 25" Diameter (Twin Tube)
- Riser Brackets, "M" Style
- Rub Rail, Powder Coated
- Transducer Bracket
- Transom Plate, Billet Aluminum (DE Only)
- Wall Spacers, Deck Draining
- Wall Tubing, Heavy Duty, .090" Thick, 1.25" Square
- Wall Tubing, Powder Coated

# OASIS

BECAUSE YOU HAVE HIGH STANDARDS, WE HAVE MORE STANDARD FEATURES.

Put it this way: if it's exactly the pontoon boat that you want, shouldn't it be standard? At Manitou, we certainly think so – which is why our Oasis is loaded with a long list of features that would be considered extras by those other manufacturers.

Oasis has standard features for both comfort and convenience, plus helm highlights, all with the construction and quality you've come to expect from a Manitou.

Oasis. Double the standards.






## DISCOVER MORE STANDARD FEATURES IN EVERY SQUARE INCH.

No matter where you look on an Oasis, you'll find another standard feature in the mix. That's because Oasis offers the high quality you expect from a Manitou, comes fully loaded, all at an affordable price.

Oasis. More Manitou for the money.



CHAISE PRIVACY CHANGING STATION

BAR W/ 3 STOOLS

RAISED HELM

OPTIONAL TWO-TONE GRAPHIC

### 23 OASIS BAR VP

Wall color: Blue; Graphic: Silver; Powder Coat: Antique Silver; Furniture: Beige/Neutral; Flooring: Silver Luna



#### 25 OASIS SE SHP

Wall color: Black; Accent Graphic; Powder Coat: Black;  
Furniture: Tan/Neutral; Flooring: Tan Luna



## OASIS STANDARD FEATURES

### STANDARD COMFORT & CONVENIENCE:

- Bimini Anchor Light, LED
- Bimini Top & Boot w/Powder Coating
- Bow Eye (Twin Tube)
- Cooler, Soft Side (1)
- Cupholders, Built-In (Qty Varies)
- Flooring, Vinyl
- Furniture, Extended Starboard Chaise
- Furniture, Matrix Marine Vinyl
- Furniture, Hands-Free Seat Hinges
- Gas Tank, 24 Gallon Twin Tube, 43 Gallon V-Toon
- Ladder, Rear Entry, Wide 4 Step
- Lighting, LED, In-Wall Docking/Navigation
- Master ON/OFF Battery Switch
- Mooring Cover, Color Matched
- Privacy Station (NA on 23, 24 SE & 21, 22 RF)
- Ski Tow Bar
- Waste Basket, Built in

### STANDARD HELM HIGHLIGHTS:

- 12 Volt Outlet, Aux In & USB Port
- Gauges: Fuel, GPS Speedo, Tach, Volt, Trim, Hour
- Helm, Raised Fiberglass
- Helm Chair, Low Back Recliner
- Helm Chair, Slider
- Horn
- Light, Courtesy LED
- Sound System, Kicker KMCI BlueTooth Stereo & 4 Standard Speakers
- Steering Wheel, Verona
- Steering, Teleflex Xtreme, Twin Tube
- Windscreen

### STANDARD CONSTRUCTION & QUALITY:

- Corner Castings, Powder Coated
- Crossmembers, Extruded Aluminum
- Deck, Limited Lifetime Warranty
- Fasteners, Stainless Steel
- Furniture, Hybrid Rotomold
- Keels, Full-length Extruded Aluminum (Twin Tube)
- Lift Gates
- Mooring Cleats, Stainless Steel, 4
- Mooring Eyes
- Motor Mount, Aluminum w/Splash Shields
- NMMA Certified using ABYC Standards
- Nose Cones, Anti-Spray Integrated Splash Fins
- Pontoon Tube Riser, Full-length
- Pontoon Tubes, 25" Diameter (Twin Tube)
- Riser Brackets, "M" Style
- Rub Rail, Powder Coated
- Transducer Bracket
- Wall Spacers, Deck Draining
- Wall Tubing, Heavy Duty, .090" Thick, 1.25" Square
- Wall Tubing, Powder Coated

# AURORA LE

CHOICES, CHOICES, CHOICES.

You have great taste and want a pontoon boat built to your specifications. One that lets you determine nearly every detail, from seating configurations to capacity. Does that make you picky? We call it discriminating, in a good way. Choose an Aurora LE. It's our most customizable offering.

Aurora LE. Have it your way.



21 AURORA LE RF VP

Wall color: Silver; Powder Coat: Black; Furniture: Grey/Neutral; Flooring: Granite Solstice





## A PONTOON BOAT AS INDIVIDUAL AS YOU ARE.

Because the right pontoon boat for you is one-of-a-kind – built to your exact specifications in more ways than you can imagine – you should consider choosing an Aurora LE. Only Manitou offers you this kind of design flexibility to personalize your pontoon.

Aurora LE. Make your mark.



KICKER KMC1 BLUE TOOTH STEREO

LOW BACK RECLINING CAPTAIN'S CHAIR

4 STANDARD SPEAKERS

STANDARD SKI TOW BAR

21 AURORA LE RF VP

Wall color: Silver; Powder Coat: Black; Furniture: Grey/Neutral; Flooring: Granite Solstice



### 23 AURORA LE BAR SHP

Wall color: Star Blue Metallic; Powder Coat: Black;  
Furniture: Tan/Black; Flooring: Carmel Teak



## AURORA LE STANDARD FEATURES

### STANDARD COMFORT & CONVENIENCE:

- Bimini Anchor Light, LED
- Bimini Top & Boot w/Anodizing
- Bow Eye (Twin Tube)
- Cupholders, Built-In (Qty Varies)
- Flooring, Vinyl
- Furniture, Extended Starboard Chaise
- Furniture, Matrix Marine Vinyl
- Gas Tank, 24 Gallon Twin Tube, 43 Gallon V-Toon
- Ladder, Rear Entry, Wide 4 Step
- Lighting, LED, Navigation
- Master ON/OFF Battery Switch
- Mooring Cover, Color Matched
- Privacy Station (NA on 21 RF)
- Ski Tow Bar (Standard on all but 18)

### STANDARD HELM HIGHLIGHTS:

- 12 Volt Outlet, Aux In & USB Port
- Gauges: Fuel, Speedo, Tach, Trim
- Helm, Fiberglass w/Side Access Door
- Helm Chair, Low Back Recliner
- Helm Chair, Slider
- Horn
- Sound System, Kicker KMCI BlueTooth Stereo & 4 Standard Speakers
- Steering, Tilt
- Steering, Teleflex Xtreme, Twin Tube
- Windscreen

### STANDARD CONSTRUCTION & QUALITY:

- Corner Castings, Powder Coated
- Crossmembers, Extruded Aluminum
- Deck, Limited Lifetime Warranty
- Fasteners, Stainless Steel
- Furniture, Rotomold
- Keels, Full-length Extruded Aluminum (Twin Tube)
- Lift Gates
- Mooring Cleats, Stainless Steel, 4
- Mooring Eyes
- Motor Mount, Aluminum w/Splash Shields
- NMMA Certified using ABYC Standards
- Nose Cones, Anti-Spray Integrated Splash Fins
- Pontoon Tube Risers, Sectioned
- Pontoon Tubes, 23" Diameter (Twin Tube)
- Riser Brackets, "M" Style
- Rub Rail, Anodized
- Transducer Bracket
- Wall Spacers, Deck Draining
- Wall Tubing, Heavy Duty, .090" Thick, 1.25" Square
- Wall Tubing, Anodized

# AURORA

**MORE MANITOU FOR LESS MONEY.**

Welcome to the pontoon nation. You know – the folks who already invited you to spend days on the water or gather on the sandbar with family and friends. If you want to claim your own stake of this water wonderland, choose an Aurora.

It's our lowest-priced Manitou, but it's still a Manitou through and through, with the craftsmanship, performance and attention to detail you've come to expect. We simply keep the number of options down to keep the price accessible.

Aurora. Welcome to the club.



## 20 AURORA RF

Wall color: Black; Anodized Wall Rails; Furniture: Tan/Neutral; Flooring: Beige Vinyl



## AURORA STANDARD FEATURES

### STANDARD COMFORT & CONVENIENCE:

Bimini Anchor Light, LED  
Bimini Top & Boot w/Anodizing  
Bow Eye  
Cupholders, Built-In (Qty Varies)  
Flooring, Vinyl  
Furniture, Extended Starboard Chaise  
Furniture, Matrix Marine Vinyl  
Gas Tank, 24 Gallon  
Ladder, Rear Entry, Wide 4 Step  
Lighting, LED, Navigation  
Mooring Cover, Color Matched  
Privacy Station (NA w/20)

### STANDARD HELM HIGHLIGHTS:

12 Volt Outlet, Aux In & USB Port  
Gauges: Fuel, Speedo, Tach, Trim  
Helm, Fiberglass w/Side Access Door  
Helm Chair, Low Back Recliner  
Helm Chair, Slider  
Horn  
Sound System, Boss BlueTooth Stereo & 4 Speakers  
Steering, Tilt, Teleflex Xtreme  
Windscreen

### STANDARD CONSTRUCTION & QUALITY:

Corner Castings, Powder Coated  
Crossmembers, Extruded Aluminum  
Deck, Limited Lifetime Warranty  
Fasteners, Stainless Steel  
Furniture, Rotomold  
Keels, Full-length Extruded Aluminum (Twin Tube)  
Lift Gates  
Mooring Cleats, Stainless Steel, 4  
Mooring Eyes  
Motor Mount, Aluminum w/Splash Shields  
NMMA Certified using ABYC Standards  
Nose Cones, Anti-Spray Integrated Splash Fins  
Pontoon Tube Risers, Sectioned  
Pontoon Tubes, 23" Diameter (Twin Tube)  
Riser Brackets, "M" Style  
Rub Rail, Anodized  
Transducer Bracket  
Wall Spacers, Deck Draining  
Wall Tubing, Heavy Duty, .090" Thick, 1.25" Square  
Wall Tubing, Anodized

2019 MANITOU FISHING PONTOONS

# LURED IN. HOOKED ON. REELED IN. BY A MANITOU.

There's an old saying about fishing that you can never have too much equipment. At Manitou we take that motto seriously, tricking out our fishing pontoons with the right options to ensure that you're ready for the big one.

So whether you're an all-day angler or teaching someone special their first cast, we've got a Manitou for you.

Manitou fishing pontoons. Bait and switch.

20 OASIS ANGLER FULL FRONT VP

Wall color: Blue; Accent Graphic; Powder Coat: Black; Furniture: Beige/Neutral; Flooring: Dark Tan Luna



MODEL	BOAT CLASS	HULL OFFERINGS <sup>1</sup>	FLOORPLANS AVAILABLE <sup>2</sup>	LENGTHS AVAILABLE	PACKAGES AVAILABLE	OVERVIEW PAGES	COLOR OPTIONS
Encore Pro Angler	Luxury Fishing \$\$\$	TT, VP, SHP 373, SHP 575	Full Front, PT	22', 24'		56-59	77
Oasis Angler	Recreational Fishing \$\$	TT, VP, SHP 373, SHP 575	Full Front	20', 22'	Value	60-63	78
Aurora Angler LE	Value Fishing \$	TT, VP, SHP 373	Standard, Full Front	20', 22'	Value	64-67	79

<sup>1</sup> Get the Hull story or learn about steering on pages 10-11.

<sup>2</sup> See the floorplan charts on page 87 for more details.

# ENCORE PRO ANGLER

NO FISH TALES. MORE FISH TAILS.

Did you hear the one about the one that got away? Or did you catch it? With an Encore Pro Angler, you're likely to do more of the latter.

Encore Pro Angler provides mid-level luxury with high-end fishing gear, making it that much more likely that your bobber will bob, your rod will be bent, and your reel will be reeling them in.

Encore Pro Angler. Show them you're a pro.

24 ENCORE PRO ANGLER FULL FRONT SHP

Wall color: Charcoal; Graphic: Silver; Powder Coat: Black; Furniture: Grey/Black; Flooring: Silver Luna






## CALL IT THE RIPPLE EFFECT.

Like the ripples that spread out over the water after your first cast, the right pontoon boat can have a profound effect on how well your day of angling goes. Consider the Encore Pro Angler.

It has all the mid-level luxury you need for comfort and all the tricked-out fishing gear to make the fish sweat. (Wait ... do fish sweat?)

Encore Pro Angler. The fish whisperer.



DUAL REAR DOORS

FOLDING ULTRA-PREMIUM FISHING CHAIRS

VERTICAL ROD AND NET STORAGE

REAR LIVEWELL



**ENCORE PRO ANGLER STANDARD FEATURES**

**STANDARD COMFORT & CONVENIENCE:**

- Bimini Anchor Light, LED
- Bimini Top & Boot w/Powder Coating
- Bow Eye (Twin Tube)
- Cooler, Soft Side (1)
- Cupholders, Built-In (Qty Varies)
- Cupholders, Portable (2)
- Flooring, Vinyl
- Furniture, Comfort Touch Marine Vinyl
- Furniture, Hands-Free Seat Hinges
- Gas Tank, 24 Gallon Twin Tube, 43 Gallon V-Toon
- Ladder, Rear Entry, Wide 4 Step
- Lighting, Blue LED, Interior
- Lighting, LED, In-Wall Docking/Navigation
- Livewell (Stern)
- Master ON/OFF Battery Switch
- Mooring Cover, Color Matched
- Privacy Station (does not include Porta Potti)
- Rod Holders
- Table, Dinette
- Waste Basket, Built in

**STANDARD HELM HIGHLIGHTS:**

- 12 Volt Outlet, Aux In & USB Port
- Display, Simrad Go 7 Smart Screen
- Display, Simrad Go 5 w/ Fish Finder
- Helm, Raised Fiberglass
- Helm Chair, Mid Back Recliner
- Helm Chair, Slider
- Horn
- Light, Courtesy LED
- Sound System, Dlx Kicker KMC10 Bluetooth Stereo & 4 Kicker Speakers
- Steering Wheel, Midnight Brush
- Steering, Teleflex Xtreme, Twin Tube
- Windscreen

**STANDARD CONSTRUCTION & QUALITY:**

- Corner Castings, Powder Coated
- Crossmembers, Extruded Aluminum
- Deck, Limited Lifetime Warranty
- Fasteners, Stainless Steel
- Furniture, Hybrid Rotomold
- Keels, Full-length Extruded Aluminum (Twin Tube)
- Lift Gates
- Mooring Cleats, Stainless Steel, 4
- Mooring Eyes
- Motor Mount, Aluminum w/Splash Shields
- NMMA Certified using ABYC Standards
- Nose Cones, Anti-Spray Integrated Splash Fins
- Pontoon Tube Riser, Full-length
- Pontoon Tubes, 25" Diameter (Twin Tube)
- Riser Brackets, "M" Style
- Rub Rail, Powder Coated
- Transducer Bracket
- Wall Spacers, Deck Draining
- Wall Tubing, Heavy Duty, .090" Thick, 1.25" Square
- Wall Tubing, Powder Coated

# OASIS ANGLER

WHEN YOU'RE ANGLING FOR MORE STANDARD FEATURES.

You know the drill – you're looking for an affordable fishing pontoon boat, but by the time you add up all the options you want you might as well just hire a guide.

Look no further than the Oasis Angler. First, it's a Manitou, so you know it's not your average fishing pontoon boat. Second, it comes brimming with more options than lures in your tackle box, making it an incredible value.

Oasis Angler. Quite the catch.



## LAND MORE STANDARD FEATURES.

You've got a fish finder to land the next big one. Do you have a feature finder to land your next fishing pontoon?

If you want the quality of a Manitou, but have a budget you need to live within, the Oasis Angler is for you. With more standard options than your average fishing pontoon at an affordable price, Oasis Angler is simply a great value for your money.

Oasis Angler. Proving more can be less.

REAR LIVEWELL

RAISED CAPTAIN'S STAND

DUAL REAR DOORS

MASTER ON/OFF BATTERY SWITCH



### 22 OASIS ANGLER FULL FRONT VP

Wall color: White Metallic; Graphic: Burgundy; Powder Coat: Antique Silver;  
Furniture: Grey/Burgundy; Flooring: Grey Teak



OASIS ANGLER STANDARD FEATURES

**STANDARD COMFORT & CONVENIENCE:**

Bimini Anchor Light, LED  
 Bimini Top & Boot w/Powder Coating  
 Bow Eye (Twin Tube)  
 Cooler, Soft Side (1)  
 Cupholders, Built-In (Qty Varies)  
 Flooring, Vinyl  
 Furniture, Matrix Marine Vinyl  
 Furniture, Hands-Free Seat Hinges  
 Gas Tank, 24 Gallon Twin Tube, 43 Gallon V-Toon  
 Ladder, Rear Entry, Wide 4 Step  
 Lighting, LED In-Wall, Docking/Navigation  
 Livewell (Stern)  
 Master ON/OFF Battery Switch  
 Mooring Cover, Color Matched  
 Privacy Station (does not include Porta Potti)  
 Rod Holders  
 Waste Basket, Built in

**STANDARD HELM HIGHLIGHTS:**

12 Volt Outlet, Aux In & USB Port  
 Gauges: Fuel, GPS Speedo, Tach, Trim, Volt, Hour  
 Helm, Raised Fiberglass  
 Helm Chair, Low Back Recliner  
 Helm Chair, Slider  
 Horn  
 Light, Courtesy LED  
 Sound System, Kicker KMCI BlueTooth Stereo &  
 4 Standard Speakers  
 Steering Wheel, Verona  
 Steering, Teleflex Xtreme, Twin Tube  
 Windscreen

**STANDARD CONSTRUCTION & QUALITY:**

Corner Castings, Powder Coated  
 Crossmembers, Extruded Aluminum  
 Deck, Limited Lifetime Warranty  
 Fasteners, Stainless Steel  
 Furniture, Hybrid Rotomold  
 Keels, Full-length Extruded Aluminum (Twin Tube)  
 Lift Gates  
 Mooring Cleats, Stainless Steel, 4  
 Mooring Eyes  
 Motor Mount, Aluminum w/Splash Shields  
 NMMA Certified using ABYC Standards  
 Nose Cones, Anti-Spray Integrated Splash Fins  
 Pontoon Tube Riser, Full-length  
 Pontoon Tubes, 25" Diameter (Twin Tube)  
 Riser Brackets, "M" Style  
 Rub Rail, Powder Coated  
 Transducer Bracket  
 Wall Spacers, Deck Draining  
 Wall Tubing, Heavy Duty, .090" Thick, 1.25" Square  
 Wall Tubing, Powder Coated

# AURORA ANGLER LE

CHOOSE YOUR BAIT. CHOOSE YOUR TACKLE. CHOOSE YOUR FISHING PONTOON.

You check the fish finder, the water temperature, the tackle box. You choose to have a great day on the water – just like you opt to find the perfect fishing pontoon boat.

The Aurora Angler LE lets you specify features and options more precisely than most other manufacturers, resulting in the boat that's just right for you. Even better, it's a Manitou, meaning you get all the performance and quality you can count on.

Aurora LE Angler. Choose your fishing destiny.





## CUSTOMIZE YOUR FISHING MOMENTS.

One-of-a-kind fishing moments with your one-of-a-kind family and friends. That's the point, isn't it? Do it in your one-of-a-kind fishing pontoon boat: the Aurora LE Angler.

You can customize the Aurora Angler LE in a wide variety of ways, but rest assured that it comes with more standard features than most mid-level offerings from other manufacturers. It also delivers a level of performance that can't be matched at this price point.

Aurora Angler LE. Fishing time. Exactly-the-way-you-want it time.



OPTIONAL LOWRANCE  
HOOK 2-4X FISHFINDER

LOW BACK RECLINING  
CAPTAIN'S CHAIR

LIVEWELL

VERTICAL ROD STORAGE

### 20 AURORA ANGLER VP

Wall color: Black; Powder Coat: Antique Silver; Furniture: Beige/Black; Flooring: Tan Vinyl



**AURORA ANGLER LE STANDARD FEATURES**

**STANDARD COMFORT & CONVENIENCE:**

Bimini Anchor Light, LED  
 Bimini Top & Boot w/Anodizing  
 Bow Eye (Twin Tube)  
 Cupholders, Built-In (Qty Varies)  
 Flooring, Vinyl  
 Furniture, Matrix Marine Vinyl  
 Gas Tank, 24 Gallon Twin Tube, 43 Gallon V-Toon  
 Ladder, Rear Entry, Wide 4 Step  
 Lighting, LED, Navigation  
 Livewell, Stern  
 Master ON/OFF Battery Switch  
 Mooring Cover, Color Matched  
 Rod Holders

**STANDARD HELM HIGHLIGHTS:**

12 Volt Outlet, Aux In & USB Port  
 Gauges: Fuel, Speedo, Tach, Trim  
 Helm, Fiberglass w/Side Access Door  
 Helm Chair, Low Back Recliner  
 Helm Chair, Slider  
 Horn  
 Sound System, Kicker KMCI BlueTooth Stereo &  
 4 Standard Speakers  
 Steering, Tilt  
 Steering, Teleflex Xtreme, Twin Tube  
 Windscreen

**STANDARD CONSTRUCTION & QUALITY:**

Corner Castings, Powder Coated  
 Crossmembers, Extruded Aluminum  
 Deck, Limited Lifetime Warranty  
 Fasteners, Stainless Steel  
 Furniture, Rotomold  
 Keels, Full-length Extruded Aluminum (Twin Tube)  
 Lift Gates  
 Mooring Cleats, Stainless Steel, 4  
 Mooring Eyes  
 Motor Mount, Aluminum w/Splash Shields  
 NMMA Certified using ABYC Standards  
 Nose Cones, Anti-Spray Integrated Splash Fins  
 Pontoon Tube Risers, Sectioned  
 Pontoon Tubes, 23" Diameter (Twin Tube)  
 Riser Brackets, "M" Style  
 Rub Rail, Anodized  
 Transducer Bracket  
 Wall Spacers, Deck Draining  
 Wall Tubing, Heavy Duty, .090" Thick, 1.25" Square  
 Wall Tubing, Anodized

# WAY COOLER THAN STANDARD VINYL SEATING.

10 degrees cooler, to be exact, thanks to amazing CoolTouch™ Technology from our friends at Syntec. So dark colors like black and charcoal are now possible in addition to the standard neutral-colored vinyls.

## REMOVABLE DECKING – IN A SNAP.

MarineMat's patent-pending Snap-It Series makes cleaning easy with stainless steel snaps that allow you to remove mats. Engineered with four layers of EVA foam and a non-skid traction layer on the bottom, they even stay cooler than other surfaces in direct sunlight.

For more information, see page 81.





# FEATURES & OPTIONS

ACCESSORIES	X-PLODE XT		X-PLODE		ENCORE		AURORA LE		DASIS ANGLER	
	LEGACY LT	LEGACY	SES	SES	OASIS	ENCORE PRO ANGLER	AURORA LE ANGLER	AURORA LE ANGLER	AURORA LE ANGLER	AURORA LE ANGLER
Barbecue Grill (Std on SES Entertainer and Galley)	OPT	OPT	OPT	OPT	OPT	OPT	OPT	OPT	OPT	OPT
Bow Gate Filler Bench Seat (Full Front Only on Angler)	① N/A	N/A	OPT	OPT	OPT	OPT	OPT	OPT	OPT	OPT
Center In-Tube Storage (22' and longer, VP and SHP only)	② OPT	OPT	OPT	OPT	OPT	OPT	OPT	OPT	OPT	OPT
Dinette Table Kit	STD	STD	STD	STD	STD	STD	OPT	OPT	STD	OPT
Folding Entertainment Table (Check with your Manitou Dealer for details)	③ N/A	N/A	OPT	OPT	OPT	OPT	OPT	N/A	N/A	N/A
Ladder, 4-Step Versa-Trac (N/A on SRW, RFW and RFXW)	N/A	N/A	OPT	OPT	OPT	OPT	OPT	OPT	OPT	OPT
Lighted Bimini Top (Standard on SES Platinum)	N/A	N/A	STD	STD	OPT	OPT	OPT	OPT	OPT	OPT
Lighting, Cupholders Blue LED (Standard on SES Platinum)	STD	STD	STD	STD	OPT	OPT	OPT	OPT	OPT	OPT
Lighting, Exterior Blue LED (N/A on 18)	④ STD	STD	OPT	OPT	OPT	OPT	OPT	OPT	OPT	OPT
Lighting, Pedestal Blue LED	STD	STD	OPT	OPT	OPT	OPT	OPT	OPT	OPT	OPT
Lighting, Track Interior Blue LED	⑤ STD	STD	STD	STD	STD	STD	OPT	OPT	STD	OPT
Orion 45 Super Cooler (Available colors: Black/Red, Black/Orange, Black/Lime, Black/Blue, Black/White, Stone)	⑥ OPT	OPT	OPT	OPT	OPT	OPT	OPT	OPT	OPT	OPT
Porta Potti	N/A	N/A	OPT	OPT	OPT	OPT	OPT	OPT	OPT	N/A
Portable Cupholder	STD	STD	STD	STD	STD	STD	OPT	OPT	STD	OPT
Portable Ottoman Cooler	⑦ OPT	OPT	OPT	OPT	OPT	OPT	OPT	OPT	OPT	OPT
Salt Water Package	⑧ OPT	OPT	OPT	OPT	OPT	OPT	OPT	OPT	OPT	OPT
SL 24 Logo Kit	STD	STD	STD	STD	STD	STD	OPT	OPT	STD	OPT
Ski Mirror	OPT	OPT	OPT	OPT	OPT	OPT	OPT	OPT	OPT	OPT
Ski Tow Bar (Optional on 18 Aurora; Std on VP and SHP)	STD	STD	STD	STD	STD	STD	STD	STD	OPT	OPT
Ski Tow Bar Cupholder (N/A on Dual Engine)	OPT	OPT	OPT	OPT	N/A	N/A	N/A	N/A	N/A	N/A
Trolling Motor Outlet with 1/2 Front Door	N/A	N/A	N/A	N/A	N/A	N/A	OPT	OPT	OPT	OPT



	X-PLODE XT		X-PLODE		ENCORE		AURORA LE		OASIS ANGLER		
	LEGACY LT		LEGACY		SES		OASIS		ENCORE PRO ANGLER		AURORA LE ANGLER
<b>BIMINIS &amp; ENCLOSURES</b>											
Bimini Top, PWR-ARM	OPT	OPT	OPT	OPT	OPT	OPT	OPT	OPT	OPT	OPT	OPT
Double Bimini Top [N/A on 18', 20', 21' and 23'/24' (SE/SR) Models]	N/A	N/A	OPT	OPT	OPT	OPT	OPT	OPT	OPT	OPT	OPT
Hybrid Tower	STD	STD	OPT	OPT	OPT	OPT	OPT	OPT	OPT	OPT	OPT
Sport Arch with Bimini (SRS, SRW, RFX and RFXW Floorplans Only)	OPT	OPT	OPT	OPT	N/A	N/A	N/A	N/A	N/A	N/A	N/A

## CONSTRUCTION & QUALITY

Dual Battery Smart Switch (3 Battery Switch std w/dual engine)	OPT	OPT	OPT	OPT	OPT	OPT	OPT	OPT	OPT	OPT	OPT
Fiberglass, Color Matched to Wall Skin (N/A on RF)	STD	STD	OPT	OPT	OPT	N/A	N/A	N/A	N/A	N/A	N/A
Stainless Steel Dockguard (Std on SES Platinum)	STD	STD	STD	STD	OPT	OPT	OPT	OPT	OPT	OPT	OPT

## HELM HIGHLIGHTS

Depth Finder, 2 inch in dash	N/A	N/A	N/A	N/A	N/A	N/A	OPT	OPT	N/A	OPT	OPT
Fishfinder, Lowrance Hook 2-4X	N/A	N/A	N/A	N/A	N/A	N/A	N/A	OPT	N/A	N/A	OPT
Fishfinder, Lowrance Hook 2-5 Color, GPS, Speed/Temp	N/A	N/A	N/A	N/A	N/A	N/A	N/A	OPT	N/A	N/A	OPT
Hydraulic Pedestal for Helm Chair	OPT	OPT	OPT	OPT	OPT	OPT	OPT	N/A	OPT	OPT	N/A
Raised Helm (N/A on SRW, RFW, RFXW)	STD	STD	STD	STD	STD	STD	STD	N/A	STD	STD	N/A
Smart Screen, Simrad	STD	STD	STD	STD	STD	STD	N/A	N/A	STD	N/A	N/A
Smart Screen, Simrad Go 5	N/A	N/A	OPT	OPT	OPT	OPT	OPT	N/A	STD	OPT	N/A
Tall Windshield (SRW, RFW and RFXW only)	N/A	N/A	OPT	OPT	N/A	N/A	N/A	N/A	N/A	N/A	N/A

## SOUND SYSTEMS

Deluxe Kicker KMC10	N/A	N/A	STD	STD	STD	STD	OPT	OPT	STD	OPT	OPT
JL Ultra Premium Audio Package	OPT	OPT	N/A	N/A	N/A	N/A	N/A	N/A	N/A	N/A	N/A
Rear Remote Control (RF, SE and SR only, must upgrade to Deluxe Kicker KMC10 Radio on Oasis and Aurora LE)	STD	STD	STD	STD	STD	OPT	OPT	OPT	N/A	N/A	N/A
Speaker, Standard Kicker	N/A	N/A	N/A	N/A	STD	STD	OPT	OPT	STD	OPT	OPT
Speaker, LED Kicker (Std on SES Platinum)	N/A	N/A	STD	STD	OPT	OPT	OPT	OPT	OPT	OPT	OPT
Speakers, Kicker, 5 Channel 800 Watt Amp, 10-inch Sub	N/A	N/A	OPT	OPT	OPT	OPT	OPT	OPT	OPT	OPT	OPT
Speaker, JL Radio, LED Chrome Speakers, 800 Watt 8 channel Amp, 10" Sub	STD	STD	OPT	OPT	OPT	OPT	OPT	OPT	OPT	OPT	OPT
Sport Arch Speaker Cans	OPT	OPT	OPT	OPT	N/A	N/A	N/A	N/A	N/A	N/A	N/A

## 2019 COLOR PACKAGES

# LEGACY LT



Blue Graphic | Titanium Wall

### FIBERGLASS WALL COLORS



Destroyer Grey



Garnet Red



Star Blue Metallic



Silver



Titanium



White Platinum

### WALL GRAPHICS Wall graphics are available on any color wall



Black Graphic



Blue Graphic



Brown Graphic



Slate Graphic



Star Blue Graphic

### OPTIONAL UPGRADE



Carbon Fiber Graphic | Black Wall ★BP

### FURNITURE COLORS



Beige/Black



Beige/Carmel



Black/Black



Black/Carmel

### POWDER-COATED RUB RAIL COLORS

Available on any wall



Antique Silver



Black



Champagne



## 2019 COLOR PACKAGES

# X-PLODE XT



Orange Hex Graphic | Titanium Wall

## FIBERGLASS WALL COLORS



Blue



Destroyer Grey



Garnet Red



Lime



Orange



Red



Silver



Titanium



White Platinum

## OPTIONAL UPGRADE



Carbon Fiber Graphic | Garnet Red Wall ★BP

## POWDER-COATED RUB RAIL COLORS

Available on any wall



Antique Silver



Black



Champagne

## WALL GRAPHICS

Wall graphics are available on any color wall



Black Graphic



Blue Graphic



Lime Graphic



Orange Graphic



Red Graphic



Slate Graphic



Blue Hex Graphic



Lime Hex Graphic



Neutral Hex Graphic



Orange Hex Graphic



Red Hex Graphic

## FURNITURE COLORS



White/Black



White/Blue



White/Lime



White/Orange



White/Red



Grey/Black



Grey/Blue



Grey/Lime



Grey/Orange



Grey/Red



Black/Black



Black/Blue



Black/Lime



Black/Orange



Black/Red

★BP Available with the blackout package. See page 81 for details.

## 2019 COLOR PACKAGES

# LEGACY



Carbon Fiber Graphic | Burgundy Wall ★BP

### WALL COLORS

#### STANDARD WALL COLORS



Black



Blue



Burgundy



Caribou



Champagne



Charcoal Metallic



Silver



Star Blue Metallic



White Metallic

### FURNITURE COLORS

#### PLATINUM SPORT FURNITURE



Sport Taupe



Sport Beige



Sport Tan



Sport Grey

### OPTIONAL GRAPHIC UPGRADE Wall graphics are available on any color wall



Blue Graphic | White Wall



Brown Graphic | White Wall



Burgundy Graphic | White Wall



Silver Graphic | Black Wall



Tan Graphic | White Wall

### POWDER-COATED RAIL COLORS



Antique Silver



Black



Champagne

## 2019 COLOR PACKAGES

# X-PLODE



Blue Graphic | Charcoal Metallic Wall

### WALL COLORS



Black | Neutral Graphic



Charcoal Metallic | Neutral Graphic



Silver | Neutral Graphic



Star Blue Metallic | Neutral Graphic



White Metallic | Neutral Graphic

### FURNITURE COLORS



White/Black



White/Black



White/Blue



White/Lime



White/Red



Grey/Black



Grey/Blue



Grey/Lime



Grey/Red

### WALL GRAPHICS

Wall graphics are available on any color wall



Blue Graphic | Black Wall



Lime Graphic | Black Wall



Neutral Graphic | Black Wall



Orange Graphic | Black Wall



Red Graphic | Black Wall

### OPTIONAL UPGRADE



Carbon Fiber Graphic | Black Wall ★BP



White/Blackout ★BP



Grey/Blackout ★BP

### POWDER-COATED RAIL COLORS



Antique Silver



Black




Champagne

★BP Available with the blackout package. See page 81 for details.

## 2019 COLOR PACKAGES

# SES



Carbon Fiber Graphic | Burgundy Wall ★BP

### WALL COLORS

#### STANDARD WALL COLORS



Black



Blue



Burgundy



Caribou



Champagne



Charcoal Metallic



Silver



Star Blue Metallic



White Metallic

### FURNITURE COLORS

#### STANDARD FURNITURE



Tan/Neutral



Beige/Black



Beige/Blue



Beige/Burgundy



Beige/Neutral



Tan/Black



Tan/Blue



Tan/Burgundy



Tan/Neutral



Grey/Carbon



Grey/Blue



Grey/Burgundy



Grey/Neutral

#### OPTIONAL GRAPHIC UPGRADE Wall graphics are available on any color wall



Blue Graphic | Black Wall



Brown Graphic | Black Wall



Burgundy Graphic | Black Wall



Silver Graphic | Black Wall



Tan Graphic | Black Wall

### POWDER-COATED RAIL COLORS



Antique Silver



Black



Champagne

The **SES platinum package** offers a little something extra for those with discerning tastes and style. Refinements include the Legacy Raised Helm & Steering Wheel, Simrad Go 7 Smart Screen, Stainless Steel Dockguard w/SS Corner Castings, Gas Cap, 6 Kicker LED Speakers, Tone on Tone Furniture w/Flip Up Arm Rests, High Back Helm Chair w/Bolster, Acrylic Table, Bimini Top LED Lighting, and Blue LED Cupholders. All five SES floorplans are available with the Platinum Package.

#### PLATINUM SPORT FURNITURE



Sport Taupe



Sport Beige



Sport Tan



Sport Grey

## 2019 COLOR PACKAGES

# ENCORE | ENCORE PRO ANGLER



Burgundy Graphic | Black Wall

### WALL COLORS

#### STANDARD WALL COLORS



Black



Blue



Burgundy



Caribou



Champagne



Charcoal Metallic



Silver



Star Blue Metallic



White Metallic

### FURNITURE COLORS

#### STANDARD FURNITURE



Tan/Neutral



Beige/Black



Beige/Blue



Beige/Burgundy



Beige/Neutral



Tan/Black



Tan/Blue



Tan/Burgundy



Tan/Neutral



Grey/Carbon



Grey/Blue



Grey/Burgundy



Grey/Neutral

#### OPTIONAL GRAPHIC UPGRADE Wall graphics are available on any color wall



Blue Graphic | Black Wall



Brown Graphic | Black Wall



Burgundy Graphic | Black Wall



Silver Graphic | Black Wall



Tan Graphic | Black Wall

### POWDER-COATED RAIL COLORS



Antique Silver



Black



Champagne

## 2019 COLOR PACKAGES

# OASIS | OASIS ANGLER



Silver Graphic | Blue Wall

### WALL COLORS

#### STANDARD WALL COLORS



Black



Blue



Burgundy



Caribou



Champagne



Charcoal Metallic



Silver



Star Blue Metallic



White Metallic

### FURNITURE COLORS

#### STANDARD FURNITURE



Tan/Neutral



Beige/Black



Beige/Blue



Beige/Burgundy



Beige/Neutral



Tan/Black



Tan/Blue



Tan/Burgundy



Tan/Neutral



Grey/Carbon



Grey/Blue



Grey/Burgundy



Grey/Neutral

### OPTIONAL GRAPHIC UPGRADE Wall graphics are available on any color wall



Accent Graphic | Shown on Blue wall



Two-Tone Blue Graphic | White Wall



Two-Tone Brown Graphic | White Wall



Two-Tone Burgundy Graphic | White Wall



Two-Tone Silver Graphic | Blue Wall



Two-Tone Tan Graphic | Blue Wall

### VALUE PACKAGE

The **OASIS** and **OASIS ANGLER** value packages include the Dinette Table, Helm Storage Box, Blue LED Interior Track Lighting, and SL 24 Logos.

### POWDER-COATED RAIL COLORS



Antique Silver



Black



Champagne

## 2019 COLOR PACKAGES

# AURORA LE | AURORA ANGLER LE



Black Wall

### WALL COLORS

#### STANDARD WALL COLORS



Black



Blue



Burgundy



Caribou



Champagne



Charcoal Metallic



Silver



Star Blue Metallic



White Metallic

### FURNITURE COLORS

#### STANDARD FURNITURE



Beige/Black



Beige/Black



Beige/Blue



Beige/Burgundy



Beige/Neutral



Tan/Black



Tan/Blue



Tan/Burgundy



Tan/Neutral



Grey/Carbon



Grey/Blue



Grey/Burgundy



Grey/Neutral

### OPTIONAL UPGRADE: POWDER-COATED RAIL COLORS



Antique Silver



Black



Champagne

### VALUE PACKAGE

The **AURORA LE** and **AURORA ANGLER LE** value packages include the Dinette Table, In Wall LED Docking and Navigation Lighting, Blue LED Interior Track Lighting, and SL 24 Logos.

### ABOUT THE AURORA

The Aurora comes standard with Black or Blue Walls, Anodized Rails, and Tan/Neutral Furniture.

See page 52 for more information.

2019 MANITOU


# FLOORING OPTIONS

We offer a large variety of flooring options to satisfy the multitude of tastes, styles, and performance demands of our customers.

Whether you go with snap-in Luna or a maintenance-free standard vinyl, you can always count on the very best in quality and finish.

⚙️ Optional Upgrades

## STANDARD VINYL



Beige Vinyl



Grey Vinyl

## SOLSTICE



⚙️ Granite Solstice

## ALL DECKING

- Transferable limited lifetime warranty
- High quality pressure treating guards against rot, decay, insect infestation and delamination
- Specifically developed to withstand the rigorous marine environment

## LUNA



⚙️ Dark Luna



⚙️ Silver Luna




⚙️ Tan Luna


## SPRADLING TEAK




⚙️ Almond Teak



⚙️ Brown Teak



⚙️ Carmel Teak



⚙️ Grey Teak  
Top: Vertical Pattern  
Bottom: Angled Pattern



⚙️ Nutmeg Teak  
Top: Vertical Pattern  
Bottom: Angled Pattern



COMPASS HB™ floor covering – it's the most innovative floor-covering to be introduced to the marine industry in years! This patent-pending construction uses woven PVC and BCF polypropylene yarns to achieve extreme durability for long-term performance and value.



## MARINE MAT



⚙ Black/Blue



⚙ Black/Lime



⚙ Black/Orange



⚙ Black/Red



⚙ Dark Grey/Blue



⚙ Dark Grey/Lime



⚙ Dark Grey/Orange



⚙ Dark Grey/Red



⚙ Grey/Blue



⚙ Grey/Lime



⚙ Grey/Orange



⚙ Grey/Red



Colors shown above are available on the X-Plode XT only. See your dealer for more style options.  
Legacy LT available in 2 teak patterns, not pictured. Contact your Manitou dealer for more information.

## 2019 MANITOU

# BLACKOUT PACKAGE

**AVAILABLE FOR LEGACY LT, X-PLODE XT, LEGACY, X-PLODE, AND SES, THE BLACKOUT PACKAGE OFFERS AN ELEMENT OF SLEEK ATTITUDE, BOTH INSIDE AND OUT.**

The Garda Steering Wheel and JL Audio System with 800 watt amp bring the perfect amount of swagger along for the ride. Carbon-fiber graphics and black chrome logos wrap the bow and sidewalls for a low-profile stance.\*

Check out the graphics in play on each model's color pages.

\* Items included can vary per model. Contact your Manitou dealer for details.

# 2019 MANITOU FLOORPLANS

## STANDARD

Considered to be more of a traditional pontoon floorplan, the Standard features a spacious rear sundeck and plenty of additional bench seating.

## BAR

This comfortable bar configuration and seating floor plan means your pontoon will be the one where everybody knows your name. Cheers!

## RF

The RF floorplan maximizes the seating so that there is plenty of room for all your guests by putting benches in the front and back of the boat.

## RFW

The RFW offers the same great features of the RF but with protection from the wind via a full windshield for the driver and passenger.

## RFX

The RFX floorplan takes our popular RF layout and classes it up a bit with rear fiberglass pods in place of the standard benches. This maximizes your seating for guests and your shore appeal for the Joneses.

## RFXW

The RFXW offers the same great features of the RFX but with protection from the wind via a full windshield for the driver and passenger.

## SE

The SE gives you a side seat that easily converts from a lounge to a table seating platform.

## SR

Splitting the rear-seating group creates a convenient walkway right down the boat. The split seats in the SR also convert from a single-person lounge to seating for two and a table.

## SRS

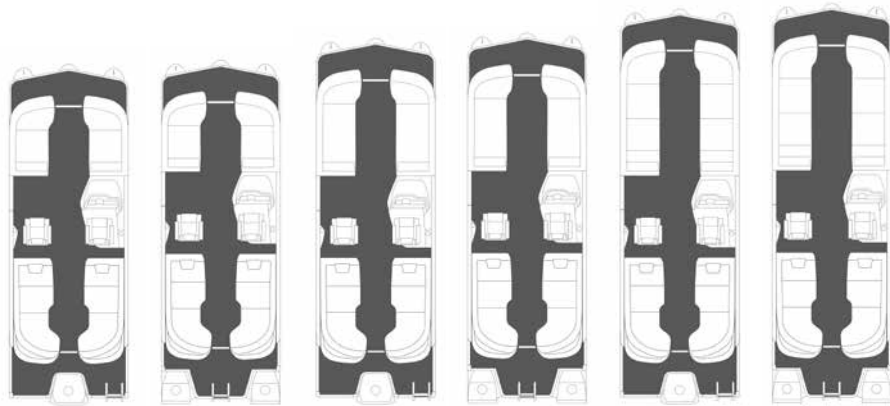
The SRS is a dynamic split-rear seating floorplan giving you access to the built-in swim platform for tubers, boarders and skiers. The seats also convert into rear sun lounges with electronically actuating back rests.

## SRW

The SRW offers the same great features of the SRS but with protection from the wind via a full windshield for the driver and passenger.

# LEGACY LT / X-PLODE XT

RFX



23 SHP

23 DE

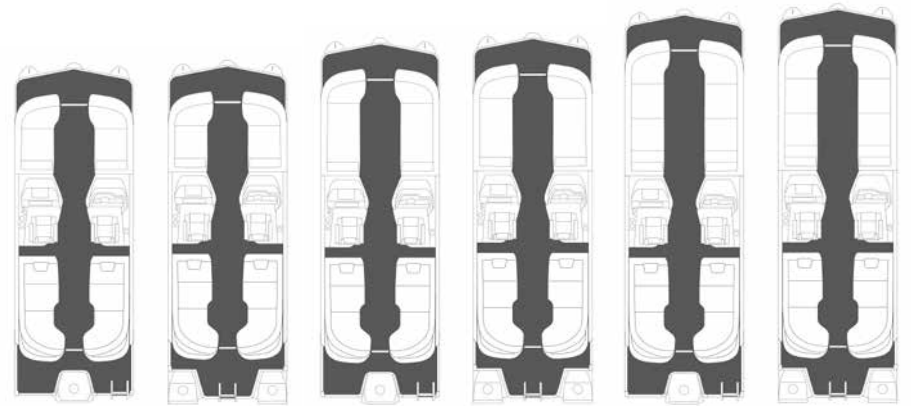
25 SHP

25 DE

27 SHP

27 DE

RFXW



23 SHP

23 DE

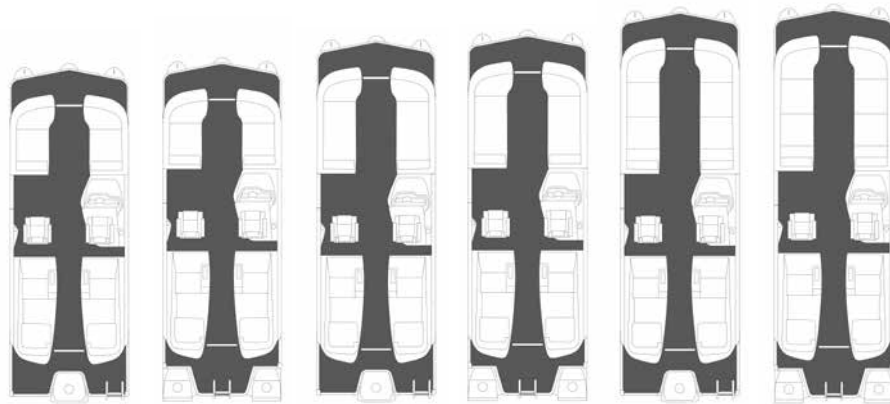
25 SHP

25 DE

27 SHP

27 DE

SRS



23 SHP

23 DE

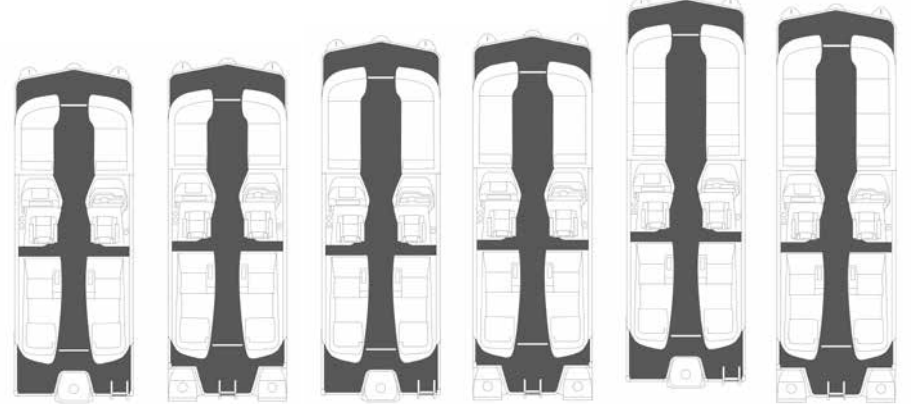
25 SHP

25 DE

27 SHP

27 DE

SRW



23 SHP

23 DE

25 SHP

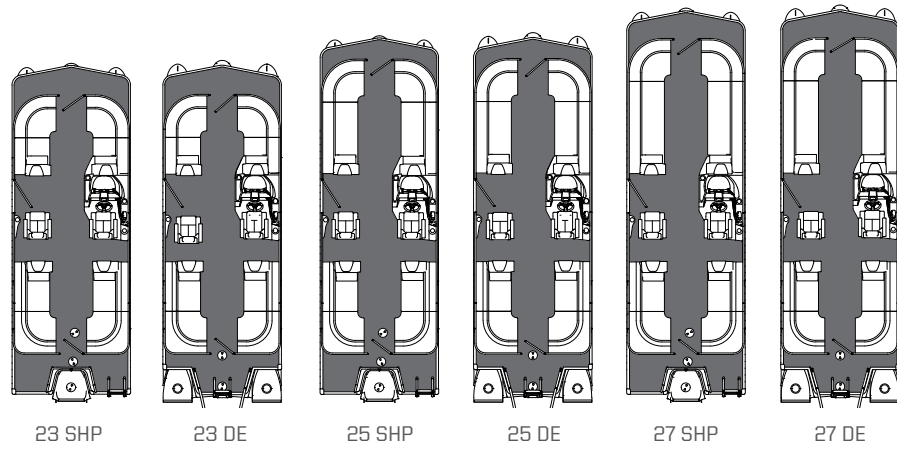
25 DE

27 SHP

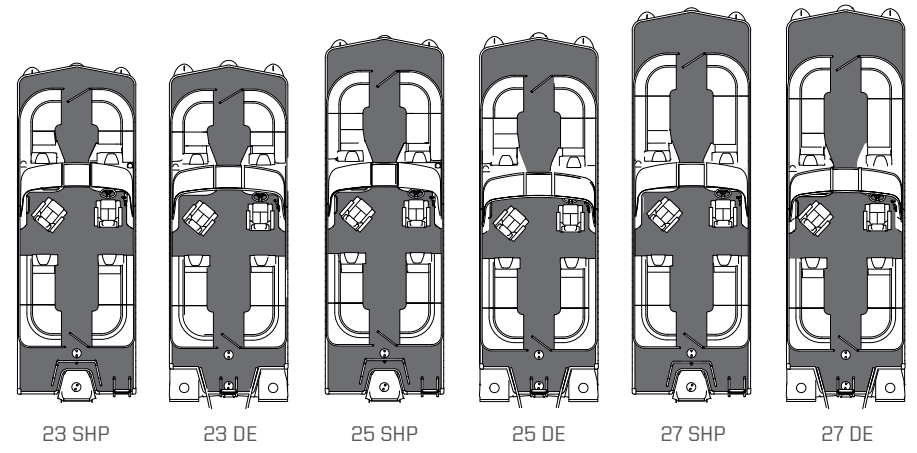
27 DE

# LEGACY / X-PLODE

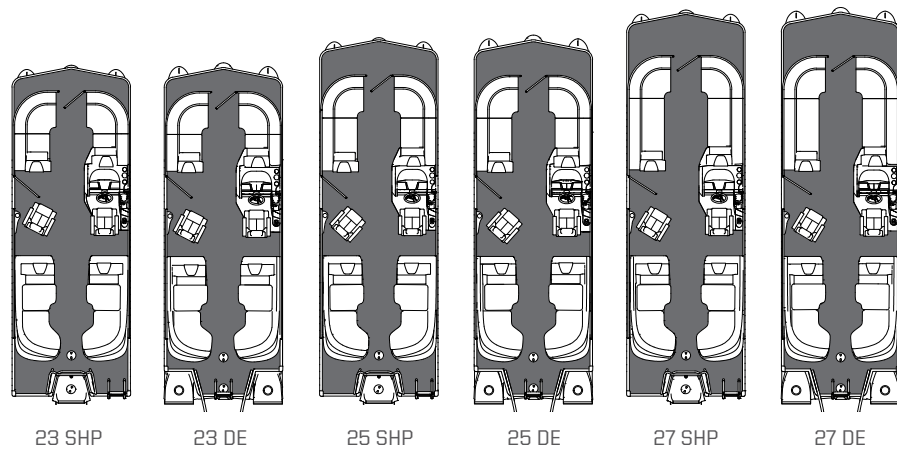
RF



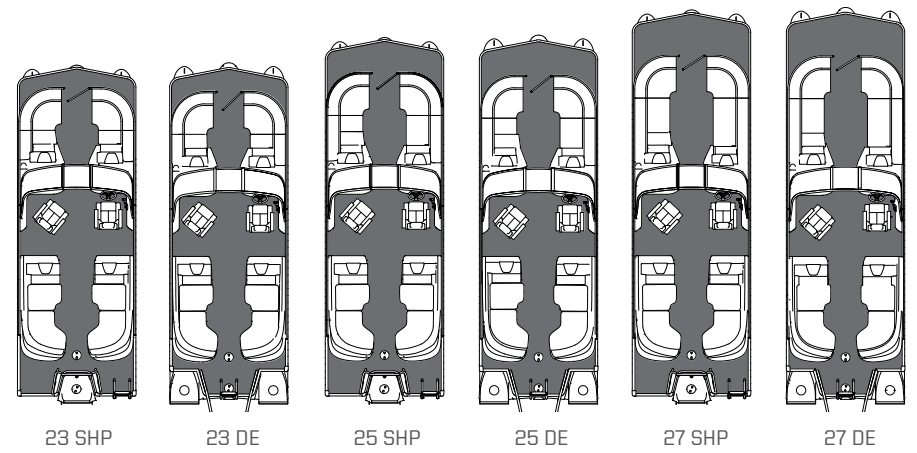
RFW



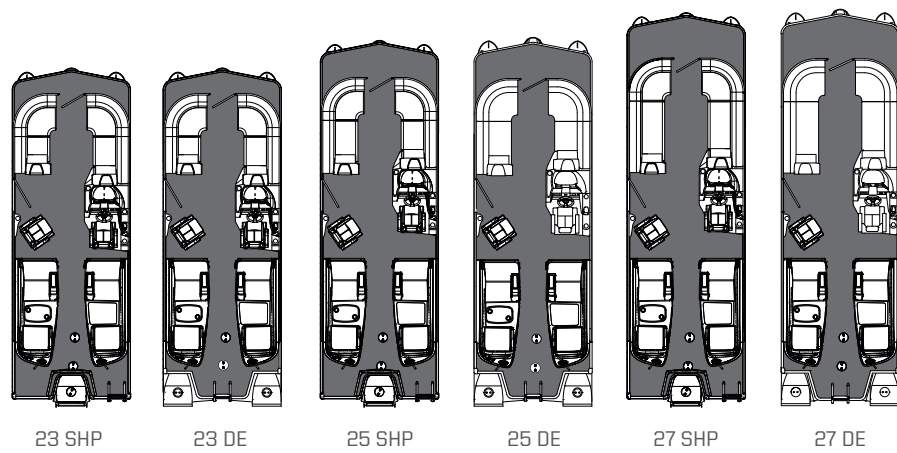
RFX



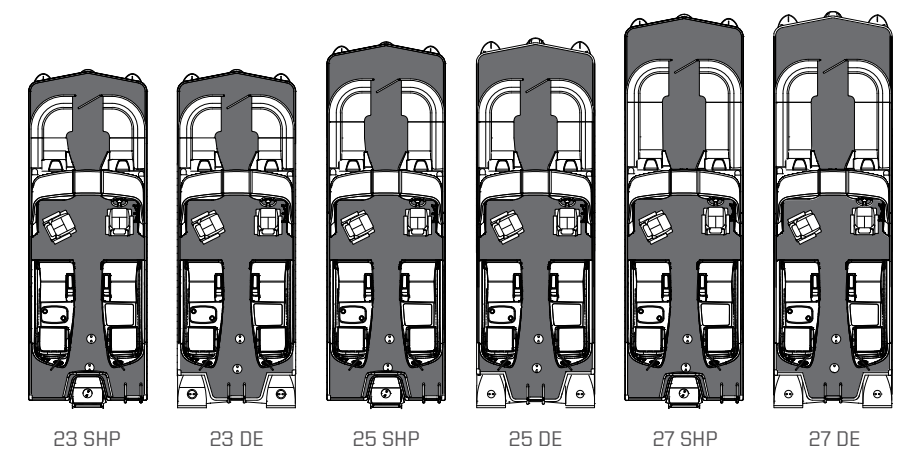
RFXW



SRS

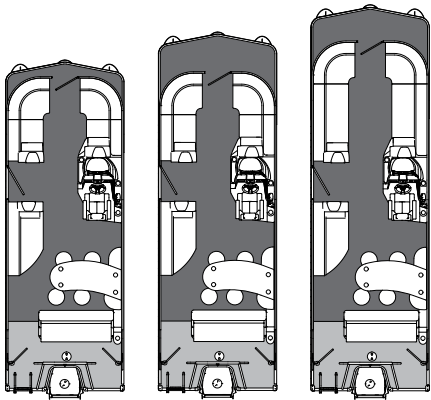


SRW



## SES

### BAR

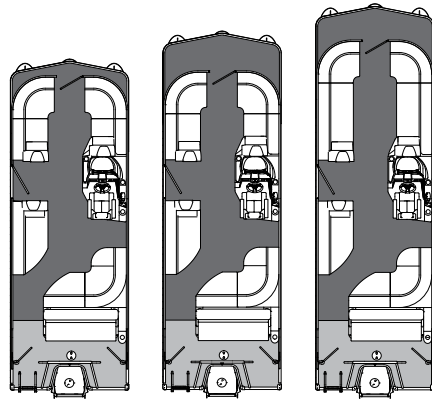


23 VP/SHP

25 VP/SHP

27 VP/SHP

### BENCH

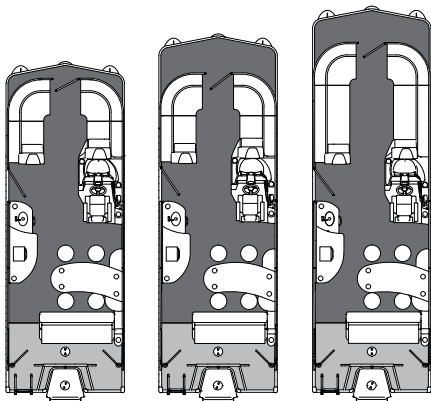


23 VP/SHP

25 VP/SHP

27 VP/SHP

### ENTERTAINER

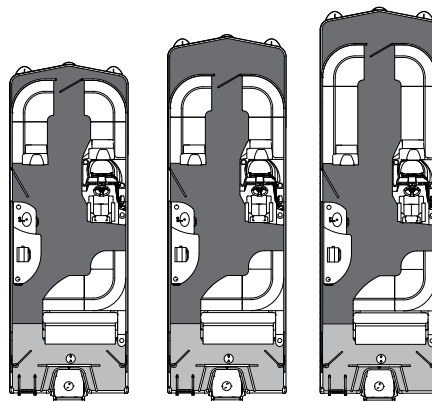


23 VP/SHP

25 VP/SHP

27 VP/SHP

### GALLEY

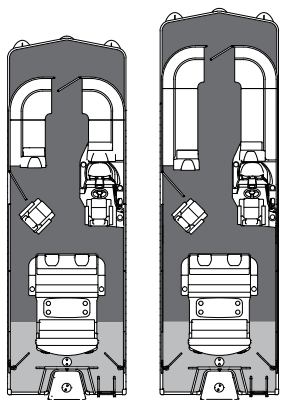


23 VP/SHP

25 VP/SHP

27 VP/SHP

### FLIP



25 VP/SHP

27 VP/SHP

## SES FLOORPLANS

### BAR

The SES Bar Floorplan offers adjustable height barstools as well as thoughtful amenities such as cup holders and LED lighting. The SES Bar is identical to the Entertainer, but swaps out the galley for an ultra-comfortable bench.

### BENCH

The SES Bench floorplan provides bench seating from bow to stern. Combined with the rear-facing bench that folds down to create a large sunpad, the SES Bench Floorplan offers plenty of seating options for any kind of activity.

### ENTERTAINER

Push off from the dock and never look back. Absolutely everything you'll need to entertain the masses is right on board. The full galley includes a sink, fridge and a grill. Invite your guests to watch all the action or enjoy a meal perched atop the four height-adjustable bar stools.

### GALLEY

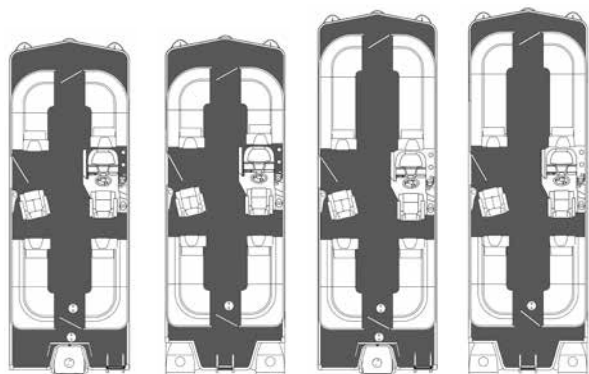
Food, drink and fun are the focus with the SES Galley, as it features a built-in grill, sink and refrigerator. The Galley is much like the Entertainer, but the bar seating is replaced with crowd-pleasing bench seating.

### FLIP

Dubbed the Cleopatra Lounger, the SES Flip floorplan offers a huge rear lounge seat that, when not occupied by sunbathing royalty, converts to spacious picnic seating.

## ENCORE

RF



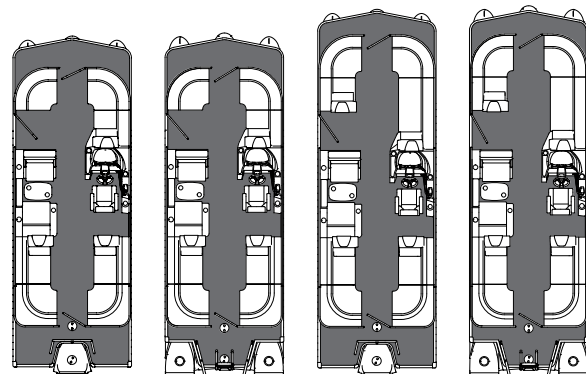
23 VP/SHP

23 DE

24 TT  
25 VP/SHP

25 DE

SE



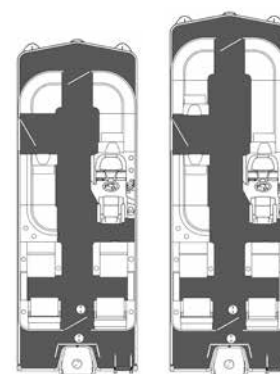
23 VP/SHP

23 DE

24 TT  
25 VP/SHP

25 DE

SR

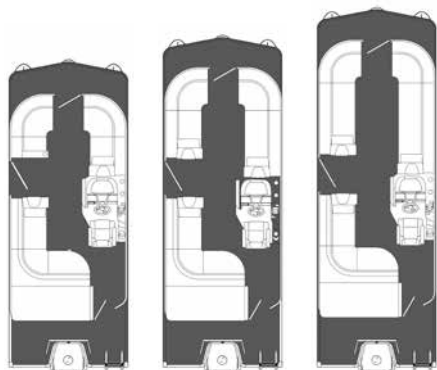


23 VP/SHP

24 TT  
25 VP/SHP

## OASIS

STANDARD

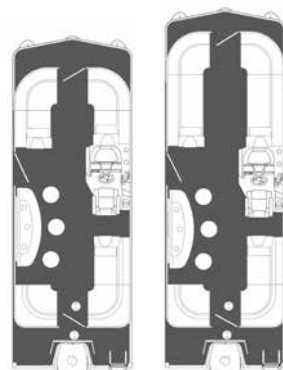


20 TT  
21 VP/SHP

22 TT  
23 VP/SHP

24 TT  
25 VP/SHP

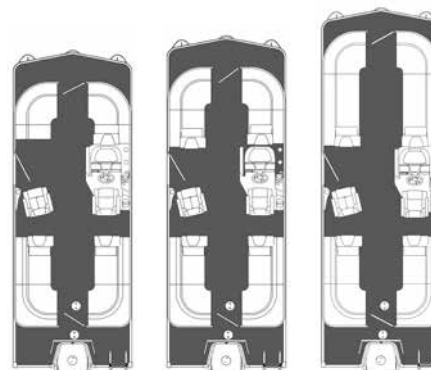
BAR



23 VP/SHP

24 TT  
25 VP/SHP

RF

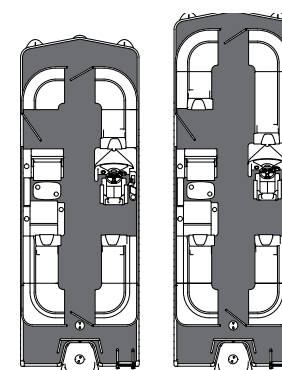


21 VP/SHP

22 TT  
23 VP/SHP

24 TT  
25 VP/SHP

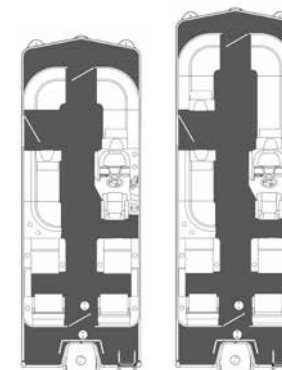
SE



23 VP/SHP

24 TT  
25 VP/SHP

SR




23 VP/SHP

24 TT  
25 VP/SHP

## AURORA LE

STANDARD



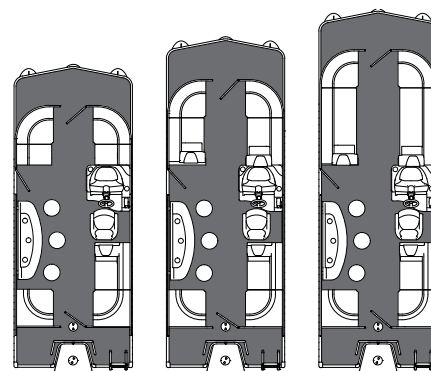
18 TT

20 TT  
21 VP/SHP

22 TT  
23 VP/SHP

24 TT  
25 VP/SHP

BAR

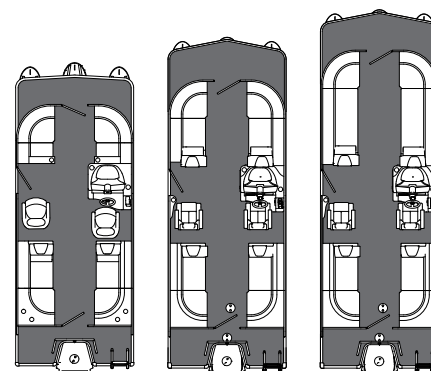


20 TT  
21 VP/SHP

22 TT  
23 VP/SHP

24 TT  
25 VP/SHP

RF



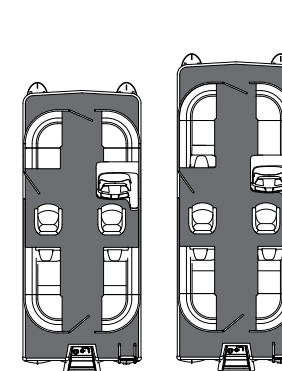
20 TT  
21 VP/SHP

22 TT  
23 VP/SHP

24 TT  
25 VP/SHP

## AURORA

RF

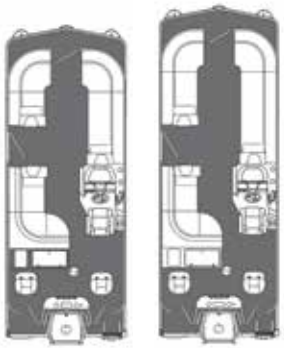


20 TT

22 TT

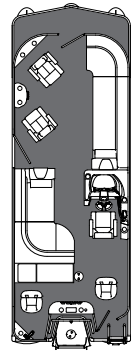
## ENCORE PRO ANGLER

### FULL FRONT



22 TT/VP/SHP 24 TT/VP/SHP

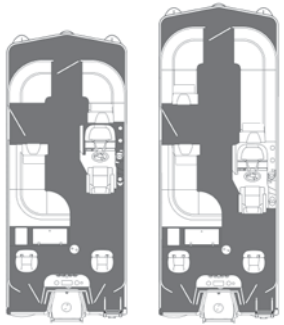
### PT



24 TT/VP/SHP

## OASIS ANGLER

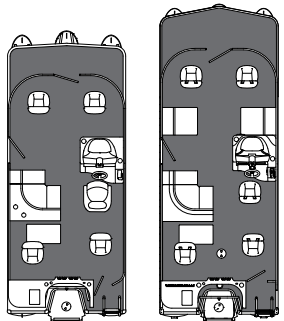
### FULL FRONT



20 TT/VP/SHP 22 TT/VP/SHP

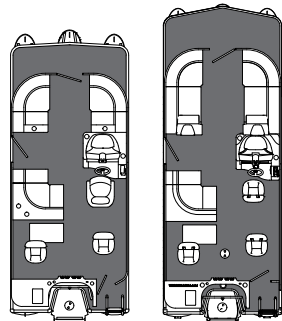
## AURORA ANGLER LE

### STANDARD



20 TT/VP/SHP 22 TT/VP/SHP

### FULL FRONT



20 TT/VP/SHP 22 TT/VP/SHP

## ANGLER FLOORPLANS

### ANGLER STANDARD

The Standard floorplan lets you fish from literally anywhere on the boat and offers easy, quick access to the water. Four corner fishing seats offer a perfectly cushioned perch to scan the banks.





### ANGLER FULL FRONT

You have no trouble keeping everyone happy and comfortable with the Full Front floorplan. Two corner fishing chairs and access doors are situated in the stern, while comfort reigns supreme forward of the helm with cushioned bench and lounge seating.





























### ANGLER PT

The PT's floorplan features two luxurious lounge chairs and convenient cup holders for you and a fishing buddy. So, you can relax and reel in the good times while reeling in the big ones.


# BOAT SPECIFICATIONS

MODEL LENGTH	HULL	TUBE DIAMETER	ENGINE	FLOORPLANS AVAILABLE	LENGTH OVERALL - DECK LENGTH* / WIDTH	WEIGHT	PERSONS / CAPACITY	MAX HP
<b>LEGACY LT / X-PLODE XT</b>								
23	SHP 575	25 27 25		RFX, RFXW, SRS, SRW	24' 4" / 23' 10" / 8' 6"	3,805 lbs	13 / 1,805 lbs	300
	SHP Dual Engine	25 27 25		RFX, RFXW, SRS, SRW	24' 8" / 24' 2" / 8' 6"	4,195 lbs	10 / 1,660 lbs	500
25	SHP 575	25 27 25		RFX, RFXW, SRS, SRW	26' 4" / 25' 10" / 8' 6"	4,035 lbs	14 / 1,935 lbs	400
	SHP Dual Engine	25 27 25		RFX, RFXW, SRS, SRW	26' 8" / 26' 2" / 8' 6"	4,310 lbs	13 / 1,775 lbs	600
27	SHP 575	25 27 25		RFX, RFXW, SRS, SRW	28' 4" / 27' 10" / 8' 6"	4,200 lbs	16 / 2,255 lbs	400
	SHP Dual Engine	25 27 25		RFX, RFXW, SRS, SRW	28' 8" / 28' 2" / 8' 6"	4,505 lbs	15 / 2,055 lbs	800
<b>LEGACY / X-PLODE</b>								
23	SHP 575	25 27 25		RF, RFW, RFX, RFXW, SRS, SRW	24' 4" / 23' 10" / 8' 6"	3,655 lbs	13 / 1,835 lbs	300
	SHP Dual Engine	25 27 25		RF, RFW, RFX, RFXW, SRS, SRW	24' 8" / 24' 2" / 8' 6"	4,045 lbs	10 / 1,660 lbs	500
25	SHP 575	25 27 25		RF, RFW, RFX, RFXW, SRS, SRW	26' 4" / 25' 10" / 8' 6"	3,885 lbs	14 / 1,935 lbs	400
	SHP Dual Engine	25 27 25		RF, RFW, RFX, RFXW, SRS, SRW	26' 8" / 26' 2" / 8' 6"	4,160 lbs	13 / 1,775 lbs	600
27	SHP 575	25 27 25		RF, RFW, RFX, RFXW, SRS, SRW	28' 4" / 27' 10" / 8' 6"	4,050 lbs	16 / 2,255 lbs	400
	SHP Dual Engine	25 27 25		RF, RFW, RFX, RFXW, SRS, SRW	28' 8" / 28' 2" / 8' 6"	4,355 lbs	15 / 2,055 lbs	800
<b>SES</b>								
23	VP	23 27 23		Bar, Bench, Entertainer, Galley	24' 4" / 23' 10" / 8' 6"	2,995 lbs	12 / 1,895 lbs	150
	SHP 373	23 27 23		Bar, Bench, Entertainer, Galley	24' 4" / 23' 10" / 8' 6"	3,100 lbs	12 / 1,715 lbs	250
	SHP 575 	25 27 25		Bar, Bench, Entertainer, Galley	24' 4" / 23' 10" / 8' 6"	3,655 lbs	13 / 1,835 lbs	300
25	VP	23 27 23		Bar, Bench, Entertainer, Flip, Galley	26' 4" / 25' 10" / 8' 6"	3,305 lbs	13 / 2,145 lbs	150
	SHP 373	23 27 23		Bar, Bench, Entertainer, Flip, Galley	26' 4" / 25' 10" / 8' 6"	3,420 lbs	13 / 1,960 lbs	300
	SHP 575 	25 27 25		Bar, Bench, Entertainer, Flip, Galley	26' 4" / 25' 10" / 8' 6"	3,885 lbs	14 / 1,935 lbs	400
27	VP	23 27 23		Bar, Bench, Entertainer, Flip, Galley	28' 4" / 27' 10" / 8' 6"	3,615 lbs	15 / 2,400 lbs	150
	SHP 373	23 27 23		Bar, Bench, Entertainer, Flip, Galley	28' 4" / 27' 10" / 8' 6"	3,735 lbs	15 / 2,215 lbs	300
	SHP 575 	25 27 25		Bar, Bench, Entertainer, Flip, Galley	28' 4" / 27' 10" / 8' 6"	4,050 lbs	16 / 2,255 lbs	400
<b>ENCORE</b>								
23	VP	23 27 23		RF, SE, SR	24' 4" / 23' 10" / 8' 6"	2,995 lbs	12 / 1,895 lbs	150
	SHP 373	23 27 23		RF, SE, SR	24' 4" / 23' 10" / 8' 6"	3,100 lbs	12 / 1,715 lbs	250
	SHP 575 	25 27 25		RF, SE, SR	24' 4" / 23' 10" / 8' 6"	3,100 lbs	12 / 1,715 lbs	300
	SHP Dual Engine	25 27 25		RF, SE	24' 8" / 24' 2" / 8' 6"	3,655 lbs	13 / 1,835 lbs	500
24	Twin Tube 25	25 25		RF, SE, SR	24' 11" / 23' 7" / 8' 6"	2,510 lbs	11 / 1,865 lbs	130
25	VP	23 27 23		RF, SE, SR	26' 4" / 25' 10" / 8' 6"	3,305 lbs	13 / 2,145 lbs	150
	SHP 373	23 27 23		RF, SE, SR	26' 4" / 25' 10" / 8' 6"	3,420 lbs	13 / 1,960 lbs	300
	SHP 575 	25 27 25		RF, SE, SR	26' 4" / 25' 10" / 8' 6"	3,885 lbs	14 / 1,935 lbs	400
	SHP Dual Engine	25 27 25		RF, SE	26' 8" / 26' 2" / 8' 6"	4,160 lbs	13 / 1,775 lbs	600





























MODEL LENGTH	HULL	TUBE DIAMETER	ENGINE	FLOORPLANS AVAILABLE	LENGTH OVERALL - DECK LENGTH* / WIDTH	WEIGHT	PERSONS / CAPACITY	MAX HP
<b>OASIS</b>								
20	Twin Tube 25	25 25		Standard	20' 11" / 19' 7" / 8' 6"	1,975 lbs	9 / 1,520 lbs	90
21	VP	23 27 23		Standard, RF	22' 4" / 21' 10" / 8' 6"	2,485 lbs	11 / 1,695 lbs	150
	SHP 373	23 27 23		Standard, RF	22' 4" / 21' 10" / 8' 6"	2,575 lbs	11 / 1,570 lbs	200
22	Twin Tube 25	25 25		Standard, RF	22' 11" / 21' 7" / 8' 6"	2,265 lbs	10 / 1,640 lbs	115
23	VP	23 27 23		Standard, Bar, RF, SE, SR	24' 4" / 23' 10" / 8' 6"	2,995 lbs	12 / 1,895 lbs	150
	SHP 373	23 27 23		Standard, Bar, RF, SE, SR	24' 4" / 23' 10" / 8' 6"	3,100 lbs	12 / 1,715 lbs	250
	SHP 575 	25 27 25		Standard, Bar, RF, SE, SR	24' 4" / 23' 10" / 8' 6"	3,655 lbs	13 / 1,835 lbs	300
24	Twin Tube 25	25 25		Standard, Bar, RF, SE, SR	24' 11" / 23' 7" / 8' 6"	2,510 lbs	11 / 1,865 lbs	130
25	VP	23 27 23		Standard, Bar, RF, SE, SR	26' 4" / 25' 10" / 8' 6"	3,305 lbs	13 / 2,145 lbs	150
	SHP 373	23 27 23		Standard, Bar, RF, SE, SR	26' 4" / 25' 10" / 8' 6"	3,420 lbs	13 / 1,960 lbs	300
	SHP 575 	25 27 25		Standard, Bar, RF, SE, SR	26' 4" / 25' 10" / 8' 6"	3,885 lbs	14 / 1,935 lbs	400
<b>AURORA LE</b>								
18	Twin Tube 23	23 23		Standard	18' 11" / 17' 7" / 8' 6"	1,670 lbs	8 / 1,225 lbs	60
20	Twin Tube 23	23 23		Standard, Bar, RF	20' 11" / 19' 7" / 8' 6"	1,890 lbs	9 / 1,235 lbs	75
	Twin Tube 25	25 25		Standard, Bar, RF	20' 11" / 19' 7" / 8' 6"	1,970 lbs	9 / 1,525 lbs	90
21	VP	23 27 23		Standard, Bar, RF	22' 4" / 21' 10" / 8' 6"	2,485 lbs	11 / 1,695 lbs	150
	SHP 373	23 27 23		Standard, Bar, RF	22' 4" / 21' 10" / 8' 6"	2,575 lbs	11 / 1,570 lbs	200
22	Twin Tube 23	23 23		Standard, Bar, RF	22' 11" / 21' 7" / 8' 6"	2,105 lbs	10 / 1,470 lbs	90
	Twin Tube 25	25 25		Standard, Bar, RF	22' 11" / 21' 7" / 8' 6"	2,155 lbs	10 / 1,680 lbs	115
23	VP	23 27 23		Standard, Bar, RF	24' 4" / 23' 10" / 8' 6"	2,995 lbs	12 / 1,895 lbs	150
	SHP 373	23 27 23		Standard, Bar, RF	24' 4" / 23' 10" / 8' 6"	3,100 lbs	12 / 1,715 lbs	250
24	Twin Tube 23	23 23		Standard, Bar, RF	24' 11" / 23' 7" / 8' 6"	2,200 lbs	11 / 1,635 lbs	115
	Twin Tube 25	25 25		Standard, Bar, RF	24' 11" / 23' 7" / 8' 6"	2,260 lbs	11 / 1,960 lbs	130
25	VP	23 27 23		Standard, Bar, RF	26' 4" / 25' 10" / 8' 6"	3,305 lbs	13 / 2,145 lbs	150
	SHP 373	23 27 23		Standard, Bar, RF	26' 4" / 25' 10" / 8' 6"	3,420 lbs	13 / 1,960 lbs	300
<b>AURORA</b>								
20	Twin Tube 23	23 23		RF	20' 11" / 19' 7" / 8' 6"	1,815 lbs	9 / 1,265 lbs	75
22	Twin Tube 23	23 23		RF	22' 11" / 21' 7" / 8' 6"	2,010 lbs	10 / 1,470 lbs	90


\* Overall length includes transom.

 373 is standard for SHP hull. 575 Available as optional upgrade.

# BOAT SPECIFICATIONS

MODEL LENGTH	HULL	TUBE DIAMETER	ENGINE	FLOORPLANS AVAILABLE	LENGTH OVERALL - DECK LENGTH* / WIDTH	WEIGHT	PERSONS / CAPACITY	MAX HP
<b>ENCORE PRO ANGLER</b>								
22	Twin Tube	25 25		Full Front	22' 11" / 21' 7" / 8' 6"	2,205 lbs	10 / 1,660 lbs	115
	VP	23 27 23		Full Front	22' 10" / 22' 4" / 8' 6"	2,685 lbs	10 / 1,875 lbs	150
	SHP 373	23 27 23		Full Front	22' 10" / 22' 4" / 8' 6"	2,785 lbs	10 / 1,695 lbs	250
	SHP 575 	25 27 25		Full Front	22' 10" / 22' 4" / 8' 6"	2,910 lbs	11 / 1,935 lbs	250
24	Twin Tube	25 25		Full Front, PT	24' 11" / 23' 7" / 8' 6"	2,450 lbs	11 / 1,890 lbs	130
	VP	23 27 23		Full Front, PT	24' 10" / 24' 4" / 8' 6"	2,805 lbs	13 / 2,185 lbs	150
	SHP 373	23 27 23		Full Front, PT	24' 10" / 24' 4" / 8' 6"	2,995 lbs	13 / 1,980 lbs	300
	SHP 575 	25 27 25		Full Front, PT	24' 10" / 24' 4" / 8' 6"	3,250 lbs	14 / 2,205 lbs	300
<b>OASIS ANGLER</b>								
20	Twin Tube	25 25		Full Front	20' 11" / 19' 7" / 8' 6"	2,005 lbs	8 / 1,510 lbs	90
	VP	23 27 23		Full Front	20' 10" / 20' 4" / 8' 6"	2,460 lbs	8 / 1,595 lbs	150
	SHP 373	23 27 23		Full Front	20' 10" / 20' 4" / 8' 6"	2,540 lbs	8 / 1,575 lbs	175
22	Twin Tube	25 25		Full Front	22' 11" / 21' 7" / 8' 6"	2,205 lbs	10 / 1,660 lbs	115
	VP	23 27 23		Full Front	22' 10" / 22' 4" / 8' 6"	2,685 lbs	10 / 1,875 lbs	150
	SHP 373	23 27 23		Full Front	22' 10" / 22' 4" / 8' 6"	2,785 lbs	10 / 1,695 lbs	250
	SHP 575 	25 27 25		Full Front	22' 10" / 22' 4" / 8' 6"	2,910 lbs	11 / 1,935 lbs	250
<b>AURORA ANGLER LE</b>								
20	Twin Tube 23	23 23		Standard, Full Front	20' 11" / 19' 7" / 8' 6"	1,890 lbs	9 / 1,265 lbs	75
	Twin Tube 25	25 25		Standard, Full Front	20' 11" / 19' 7" / 8' 6"	1,970 lbs	9 / 1,525 lbs	90
	VP	23 27 23		Standard, Full Front	20' 10" / 20' 4" / 8' 6"	2,460 lbs	8 / 1,595 lbs	150
	SHP 373	23 27 23		Standard, Full Front	20' 10" / 20' 4" / 8' 6"	2,540 lbs	8 / 1,575 lbs	175
22	Twin Tube 23	23 23		Standard, Full Front	22' 11" / 21' 7" / 8' 6"	2,105 lbs	10 / 1,470 lbs	90
	Twin Tube 25	25 25		Standard, Full Front	22' 11" / 21' 7" / 8' 6"	2,155 lbs	10 / 1,680 lbs	115
	VP	23 27 23		Standard, Full Front	22' 10" / 22' 4" / 8' 6"	2,685 lbs	10 / 1,875 lbs	150
	SHP 373	23 27 23		Standard, Full Front	22' 10" / 22' 4" / 8' 6"	2,785 lbs	10 / 1,695 lbs	250

\* Overall length includes transom.

 373 is standard for SHP hull. 575 Available as optional upgrade.



---

# BECAUSE THE RIGHT PONTOON BOAT MAKES FOR THE RIGHT PARTY.

Finally. All that hard work has paid off, and you get some time to spend with the ones you love. And you're the one with the pontoon boat. Better still, you're the one with a Manitou.

We trust by now you've learned enough about Manitou to want one. Whether your definition of fun is cruising, skiing, tubing, fishing or simply basking in the sun, we've got a pontoon for you. Visit us at the boat show or at one of our dealers to start a conversation.

Relax. You chose a Manitou.

*Manitou*<sup>®</sup>

LET YOUR AUTHORIZED MANITOU DEALER HELP YOU SELECT  
THE RIGHT MANITOU FOR YOU!

Though information in this brochure is current at the time of printing, due to product availability and evaluation, we reserve the right to change specifications, features or prices without notice or obligation. Optional equipment is shown in some photographs. To avoid disappointment contact your Manitou Dealer or Triton Ind. Inc. for complete and current specification and warranty information.

16020 S. Lowell Road, Lansing, MI 48906 / [ManitouPontoonBoats.com](http://ManitouPontoonBoats.com)

©2018 Manitou Pontoon Boats

